

## **CHAPTER IV**

### **RESEARCH FINDINGS AND DISCUSSION**

#### **A. Findings of The Research**

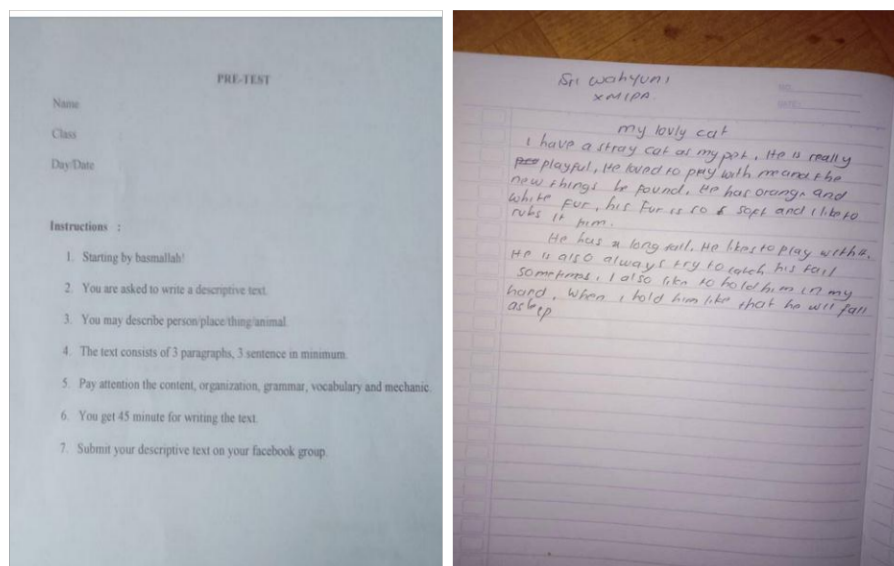
The implementation of the research was conducted on July 27, 2020 to August 27, 2020 at tenth grade. The name of class are X IPS 2 and X IPA in SMAN 1 Bangkinang. This research used two classes X IPS 2 as control class by using WhatsApp and X IPA as experimental class by using Facebook as a media.

In this research the researcher wanted to know the different result between X IPS 2 by using WhatsApp and X IPA by using Facebook in teaching writing skill of Descriptive text. In this research focused on describing the students' writing skill at the SMAN 1 Bangkinang. The researcher gave post test to the students by using 5 indicators of writing skill. The indicators of writing skill are content, organization, vocabulary, grammar and mechanic.

This research consisted of fourth meetings. The experimental class was X IPA and control class was X IPS 2. In experimental class the research used Facebook as a media in teaching learning process for four meetings and the last meeting as post test to the students. In control class the research teach by using WhatsApp as a media for four meetings and the last meeting as post test for students.

## 1. First Meeting ( Thursday, July 27<sup>th</sup> 2020 )

The first meeting on Thursday July 27<sup>th</sup> 2020 at 07.15 am to 08.45 am. The researcher introduced about material and students make a descriptive text about something. The teacher sent a picture in Facebook group for the first meeting and the students made example of descriptive text about something. So, the students made a some paragraph and after finished the students sent into facebook group.

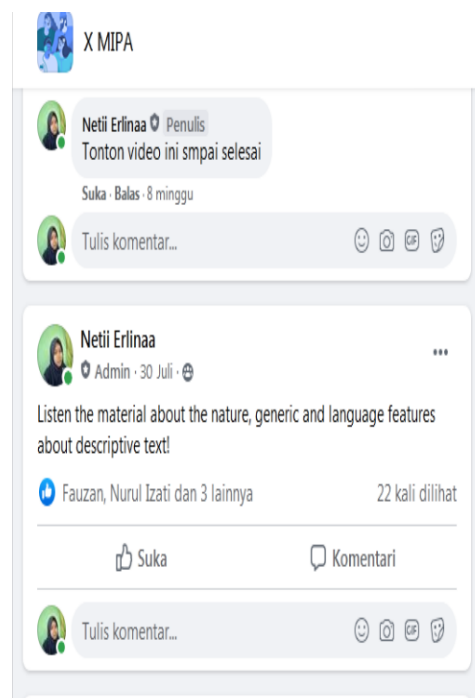
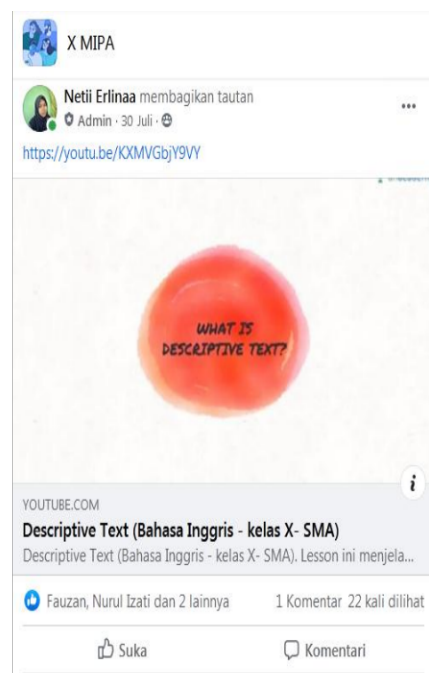


## 2. Second Meeting ( Thursday, July 30<sup>th</sup> 2020 )

At the second meeting on Thursday July 30<sup>th</sup>, 2020 at 07.15 am. The teachers checked student attendance in Facebook group. The first is greeted and checked attendance list of students and gave the learning objectives about descriptive text. For the greeting the students could comment into facebook and the one who answered the greeting was absent of the day.

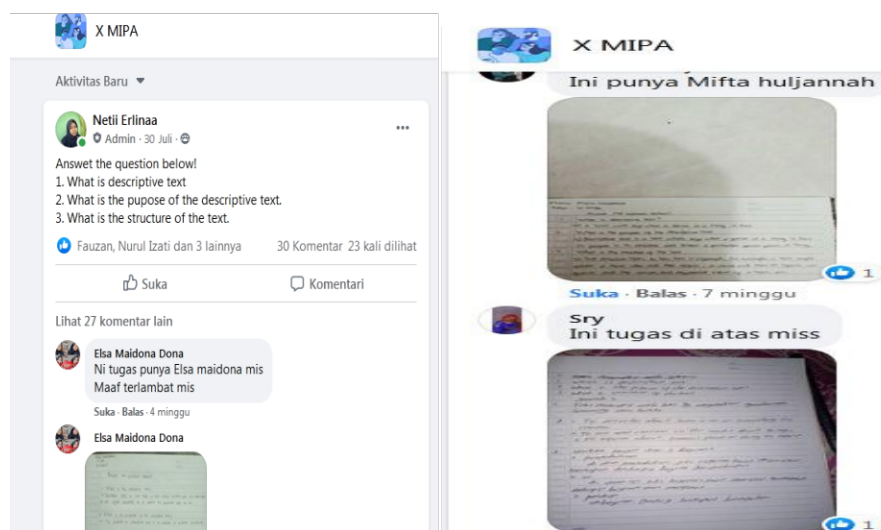


The teachers sent the first material about describing person and the teacher gave the video about the material by using Facebook group. The teacher gave a time for the students 5 minutes to watch the video. So, the students could watch the video and listened carefully about the nature, generic, and language about descriptive text.

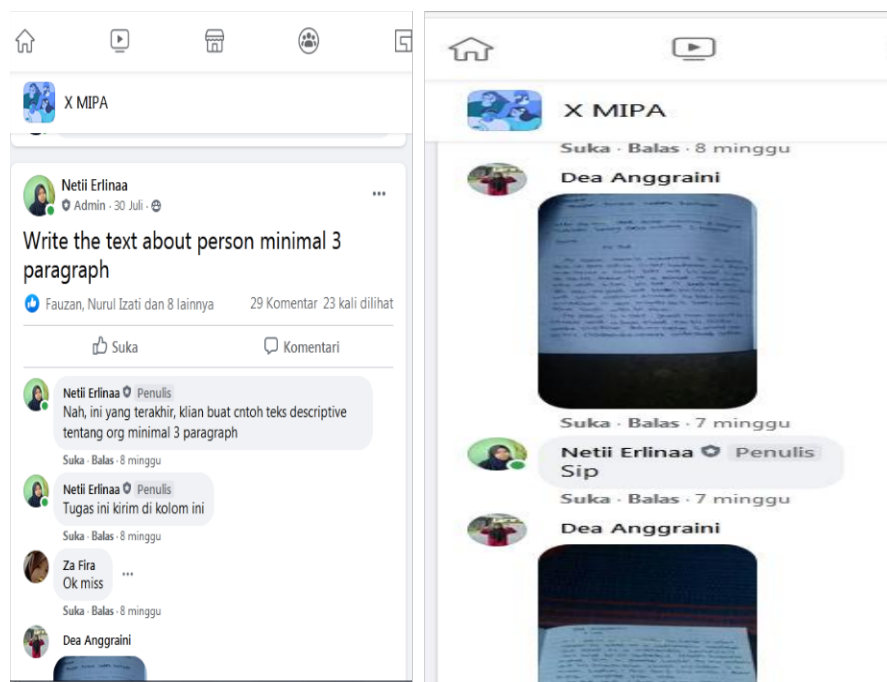






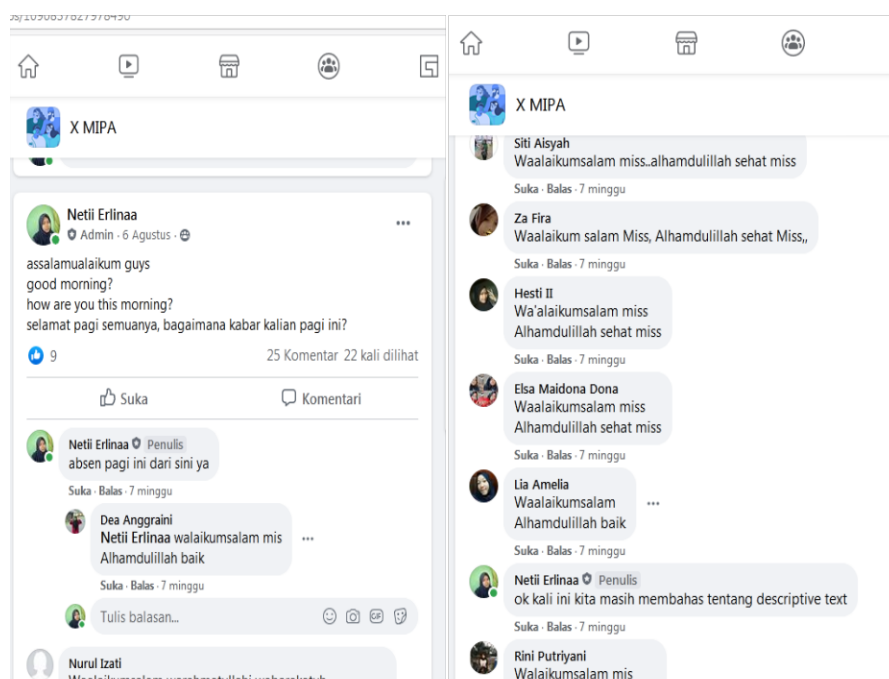


The last assignment for the students. The students created a descriptive text about person. The teacher asked the students to write a descriptive text about person minimal 3 paragraph. So, the students created a text and after finished the students sent their assignment into facebook group.



### 3. Third Meeting ( Thursday, August 06<sup>th</sup> 2020 )

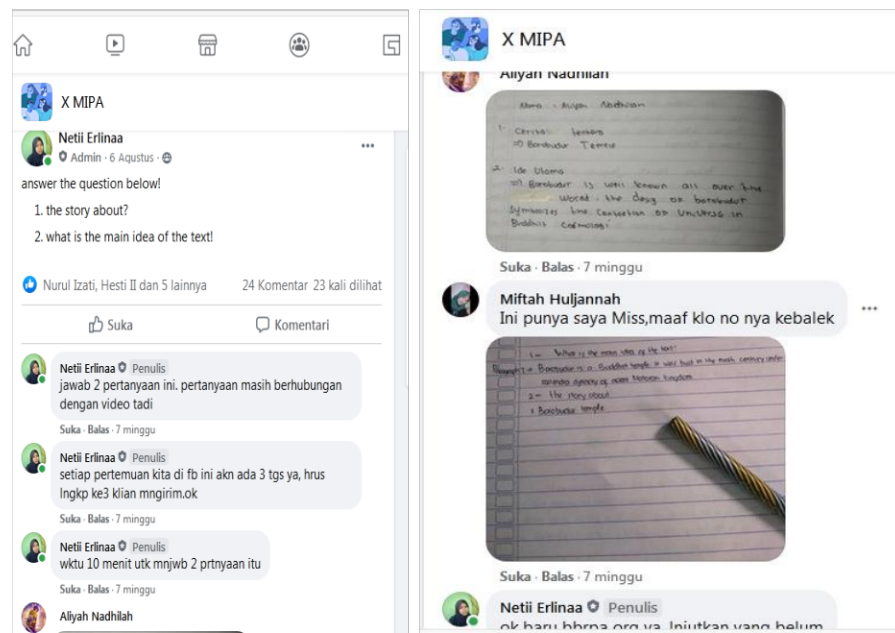
The third meeting on Thursday, August 06<sup>th</sup> 2020. Learning activity conducted at first and second lesson at 07.15 am to 08.45 am. The first is greeted and check attendance list of students and gave the learning objectives about descriptive text. For the greeted the students could comment into facebook and the one who answered the greeting was absent of the day.



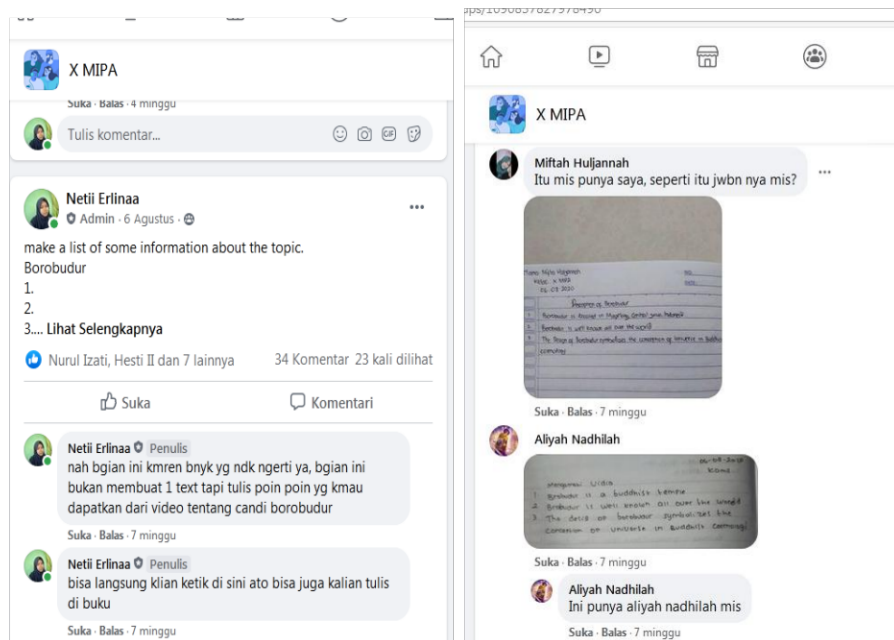
The teacher gave video for the students in Facebook group about descriptive text ( place ). The first students watch the video about borobudur temple. Teacher gave 5-7 minutes to watch the video and understand the contents of the video. The students could repeat the video until they understand.



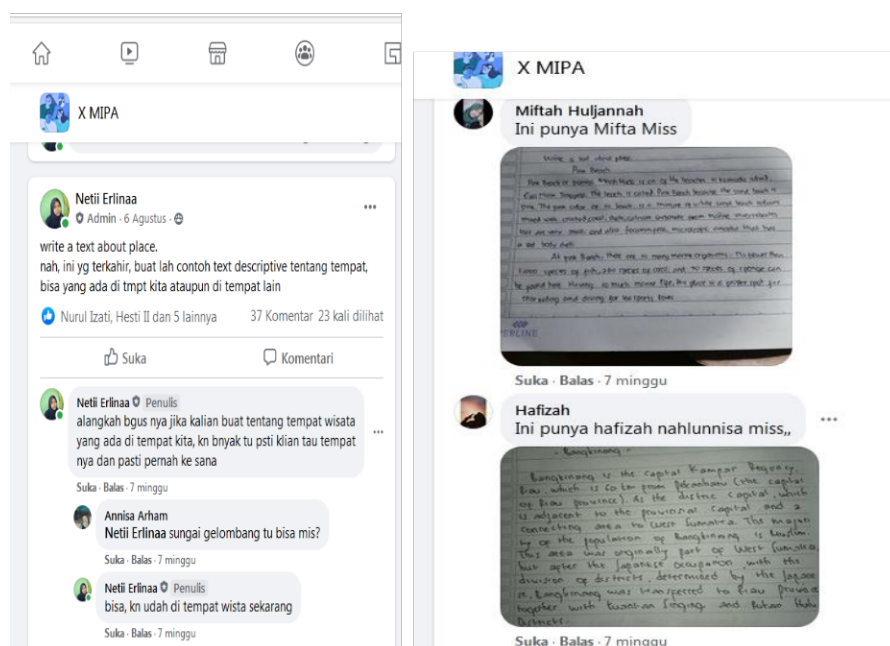
After watch the video the students could answer the question about the topic. The teacher gave 2 question for the students about the video they watch before. Actually the teacher asked the students directly but the students want to wrote their answered in the book after that the students sent to the facebook.



The students could made a list some information about the topic. After the students watch the video, the students made some infromation about the topic. Before that, the teacher gave example and explained about the students assignment.

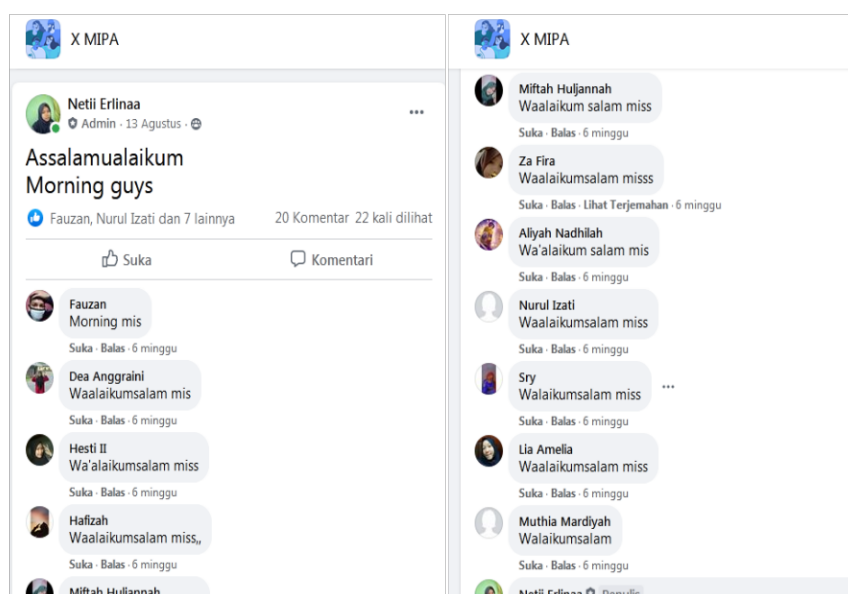


The last assignment for students the teacher gave a topic. The students wrote a text about place ( descriptive text ) minimal 3 paragraph and the students could submitted the assigment into Facebook group. So, the students made a text and after finished the students sent their assignment into facebook group.



#### 4. Four Meeting ( Thursday, August 13<sup>th</sup> 2020 )

The four meeting on Thursday August 13<sup>th</sup> 2020 at 07.15 am to 08.45 am. The first is greeted and checked attendance list of students and gave the learning objectives about descriptive text. For the greeting the students could comment into facebook and the one who answered the greeting was absent of the day.

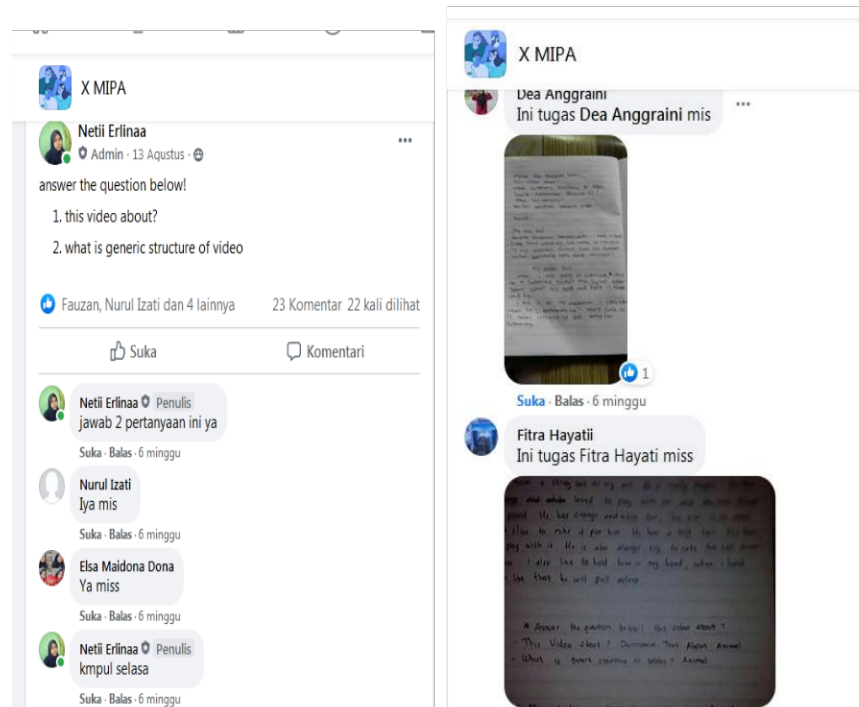


The teacher gave a link of video about descriptive animal for the students in Facebook group. The students open the link and watch the video in Youtube. The teacher gave 5-7 minutes for students to watch the video and listened carefully. The students could repeat the video until they understand.



After watch the video the students could answer the question about the topic. The teacher gave 2 question for students and the students answer the question below.

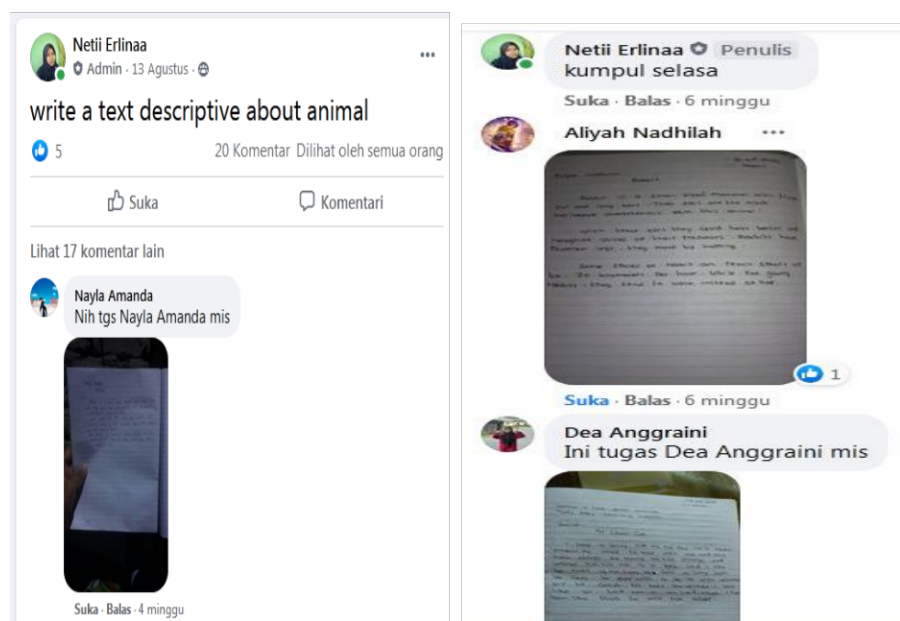




The students could made a list some information about the topic. After the students watch the video, the students made some infromation about what they get after watch the video. Before that, the teacher gave example and explain about the students assignment.



The teacher gave a topic for students to write example descriptive text. The students wrote a text about animal ( descriptive text ) minimal and the students submitted the assignment into Facebook group. So, the students made a text and after finished the students sent their assignment into facebook group.



## 5. Five Meeting ( Thursday, August 27<sup>th</sup> 2020 )

The first meeting on Thursday, August 27<sup>th</sup> 2020 at 07.15 am to 08.45 am. The first was greeting and checking attendance list. For the greeting the students could comment into facebook and the one who answer the greeting was absent of the day.

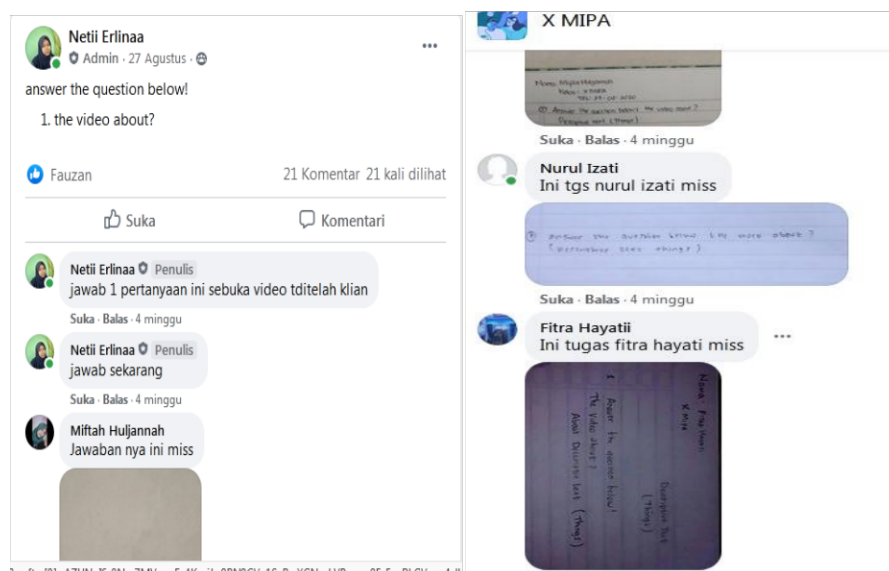




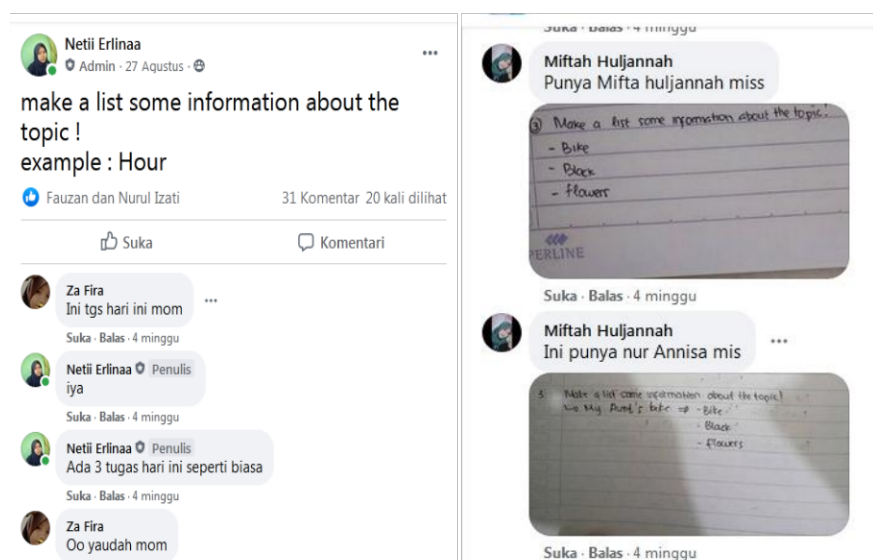
The teacher share a link video about descriptive text ( things) for the students in Facebook group about explanation about descriptive text( thing ). The students open the link and watch the video. The teacher gave 5-7 minutes to students watch the video. The students could repeat the video until they understand.



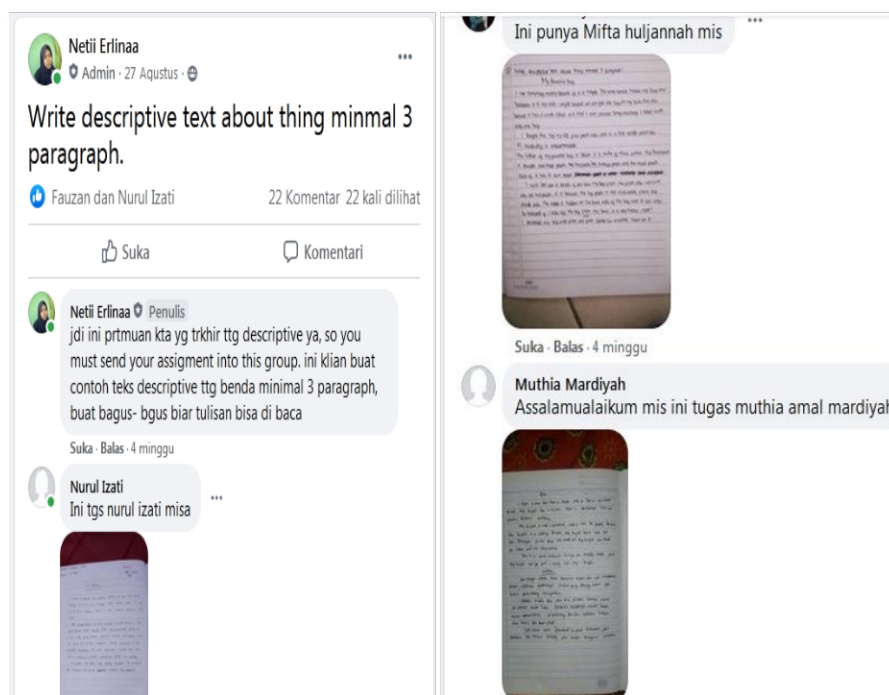
After watch the video the students could answer the question about the topic. Teacher gave question for students after their watch the video. The students submitted into facebook.



The students could made a list some information about the topic. After the students watch the video, the students made some information about what they get after watch the video. Before that, the teacher gave example and explained about the students assignment.

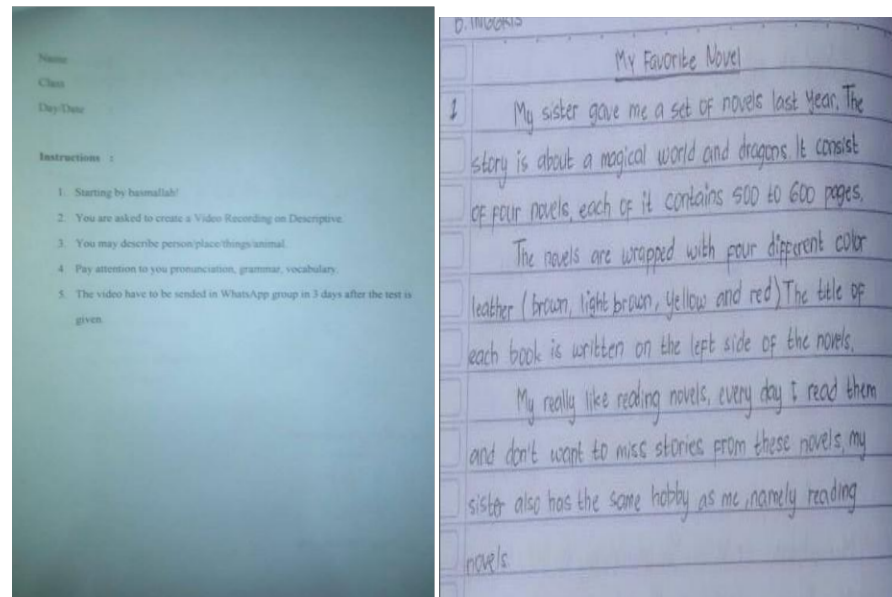


The teacher gave a topic for students assignment. The students wrote a text about thing ( descriptive text ) minimal 3 paragraph and the students submitted the assignment into Facebook group. So, the students make a text and after finished the students sent their assignment into facebook group.



## 5. Six Meeting ( Thursday, August 27<sup>th</sup> 2020 )

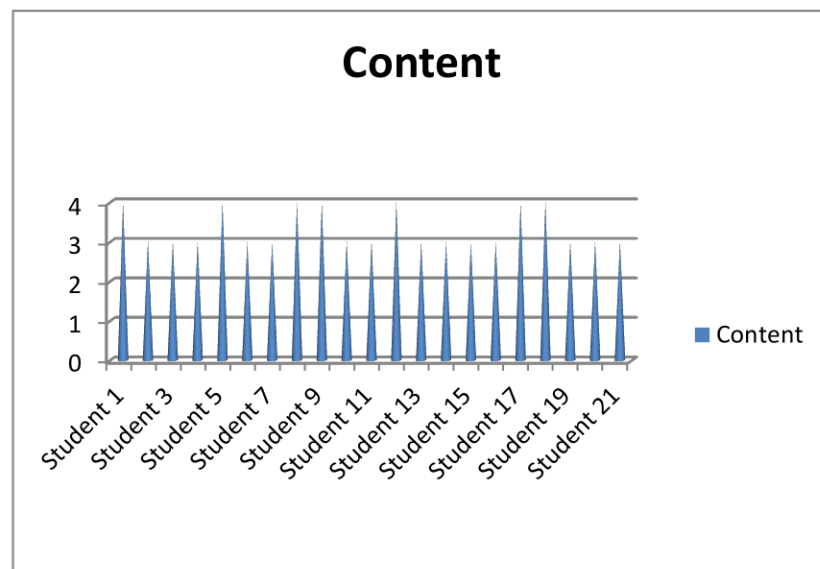
The last meeting on Thursday, August 27<sup>th</sup> 2020 at 07.15 am to 08.45 am. The teacher say salam and the students answer the greeting. For the last meeting or post-test the students made one example of descriptive text about person, place, things and animal.



## B. The Data Analysis and Result of Research

### 1. Students' Writing Skill

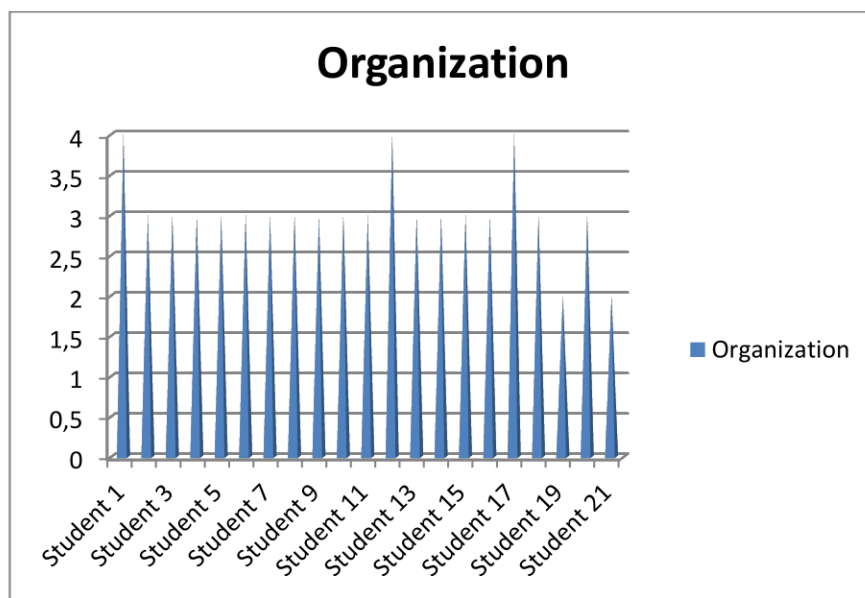
#### a. Pre-Test Score



**figure 1.**  
**The students pre test score of content**

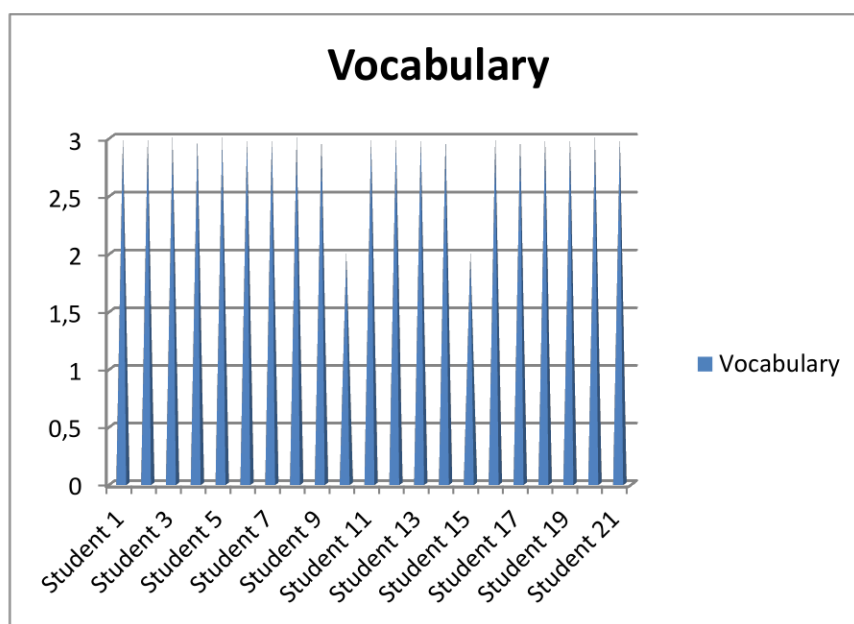
Based on the figure above, there are 7 students got 4 score in content which are the highest score in the class. There are 14 students got 3 score. Mean score of content is 70.

It's mean, it is the average students score in this indicator. From all students it could be concluded in content that students in the class good ability because many students could wrote in content.



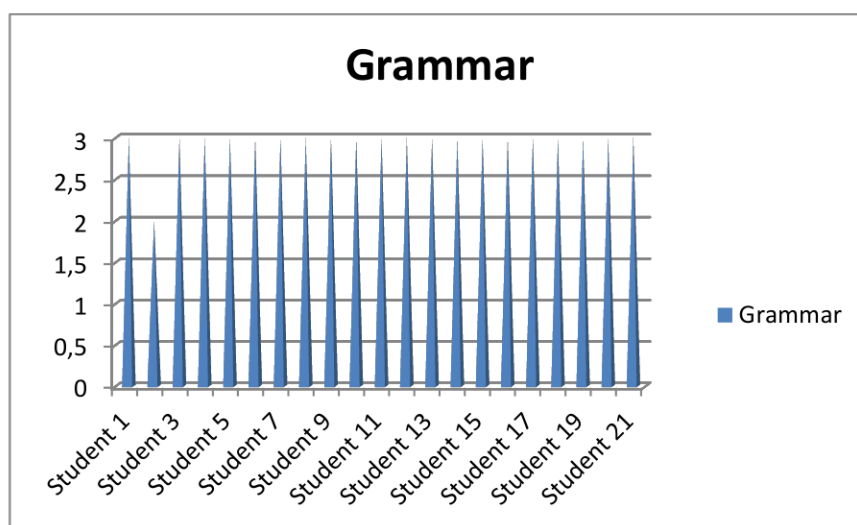
**figure 2**  
**The Students Pre-Test Score of organization**

Based on the figure above, the only 3 students got 4 score which are the highest score in the class. The lowest score is 2. There were 2 students got 2 score in organization. It's mean they get the lowest score in this indicator. Meanwhile, 16 students got 3 score in organization. Mean score of organization is 64. It's mean, it is the average students score in this indicator. From all students it could be concluded in organization that students in the class low ability because many students could not in organization.



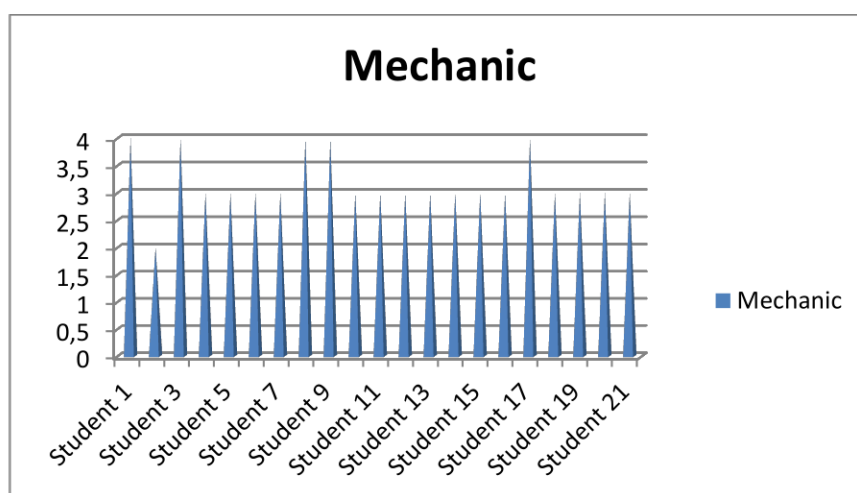
**figure 3**  
**The Students Pre-Test Score of vocabulary**

Based on the figure 4 above, 2 students got 2 score in vocabulary which are the lower score in the class. The lowest score is 2. There were 19 students got 3 score in vocabulary. Mean score of organization is 61. It's mean, it is the average students score in this indicator. From all students it could be concluded in vocabulary that the students in the class low ability because many students could not in vocabulary.



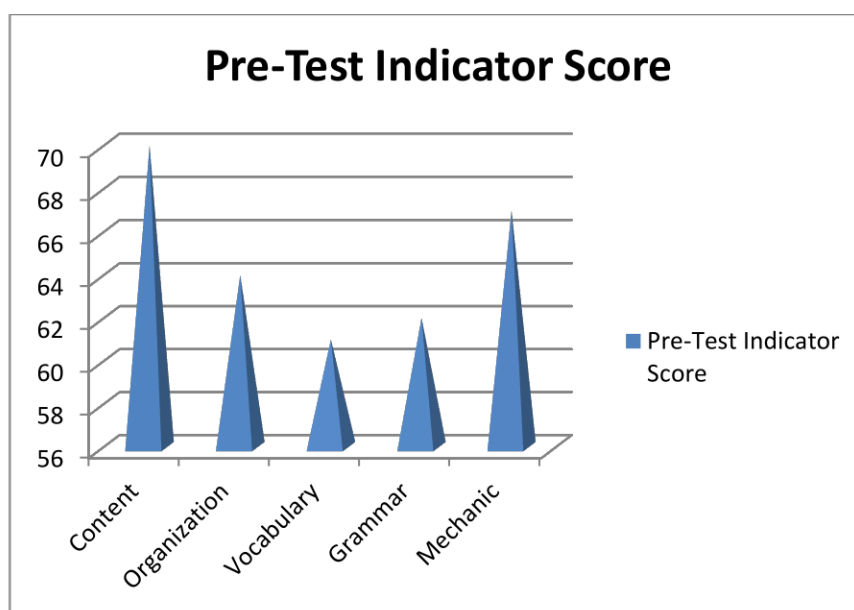
**figure 4**  
**The Students Pre-Test Score of grammar**

Based on the figure above, the only 1 students got 2 score in grammar which are the lower score in the class. The lowest score is 2. There were 20 students got 3 score in grammar. Mean score of grammar is 62. It's mean, it is the average students score in this indicator. From all students it could be concluded in grammar the students in the class low ability because the students could not wrote in grammar.



**figure 5**  
**The Students Pre-Test Score of mechanic**

Based on the figure 6 above, 5 students got 4 score which are the higher score in the class. The lowest score is 2. There were 1 students got 2 score in mechanic. It's mean they got the lower score in this indicator. Meanwhile, 15 students got 3 score. Mean score of mechanic is 67. It means that in mechanic the students in the class good ability.



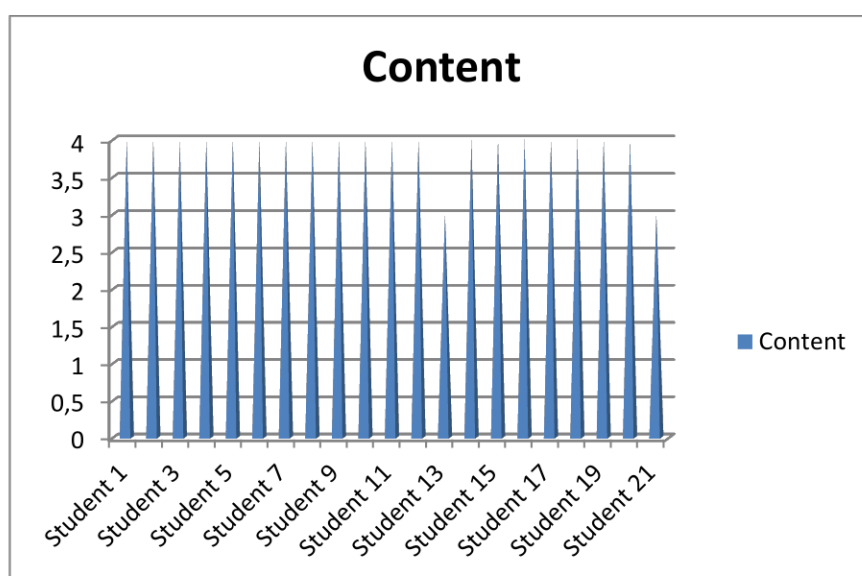
**figure 6**  
**The Indicator of Students Pre-Test Score**

Based on the figure 7 above, the higher indicator is content. Which are the students got total score 70 in the indicator. The lowest total score is 61. There were content and vocabulary. Meanwhile, organization, grammar and mechanic the students got total score each indicator is 64, 62 and 67.



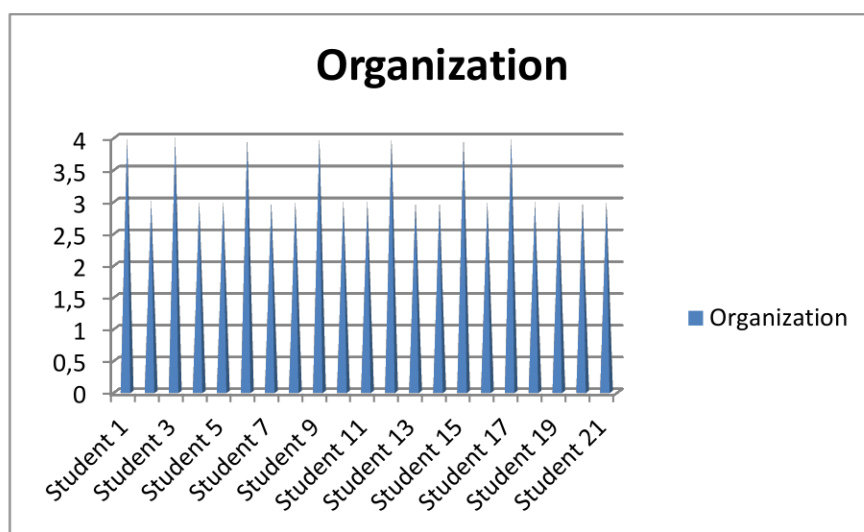
The students ability in content is good, but in the organization it is still low students abilities in vocabulary and grammar. In mechanic, it is still not good because it is still below average. It could be concluded that, the students writing skill in pre test score on 5 indicators writing skill is the students not master in this indicator.

#### b. Post-Test Score



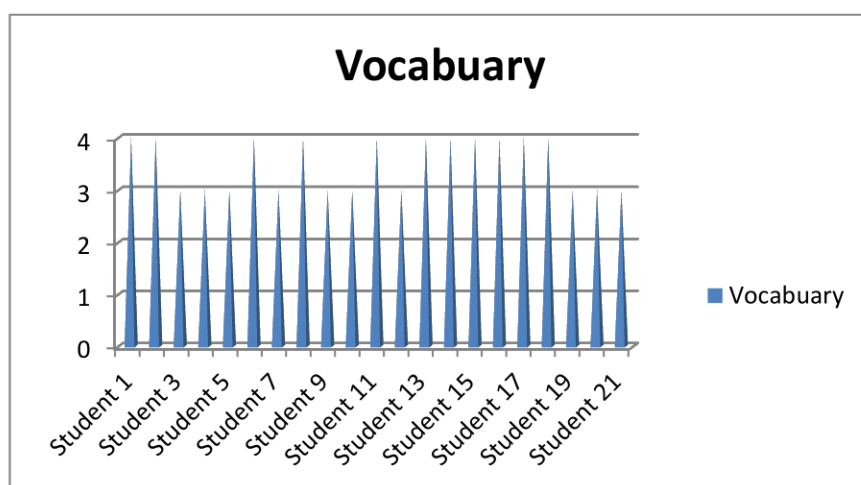
**figure 7**  
**The Students Post-Test Score of content**

Based on the figure 8 above, 19 students got 4 in this indicator. The higher score in the class. The students got the higher score. Meanwhile, 2 students got 3 score. Mean score of content is 82. It's mean, it is the average students score in this indicator. From all students it could be concluded in content the students in the class good ability because many students got good level.



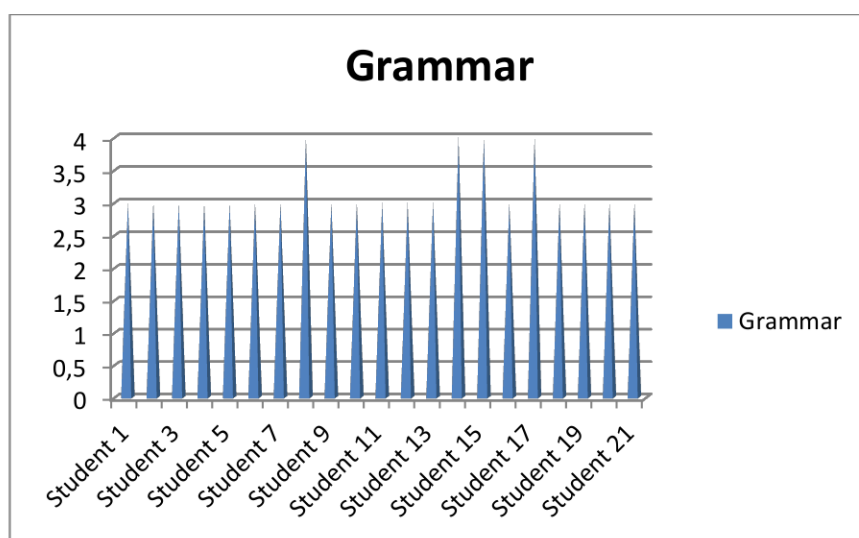
**figure 8**  
**The Students Post-Test Score of organization**

Based on the figure 9 above, 7 students got 4 in organization score. It's mean the higher score in the class. The students got the higher score. Meanwhile, 14 students got 3 score in organization. Mean score of organization is 70. It's mean, it is the average students score in this indicator. From all students it could be concluded in organization the students in the class good ability because the students could understand in organization.



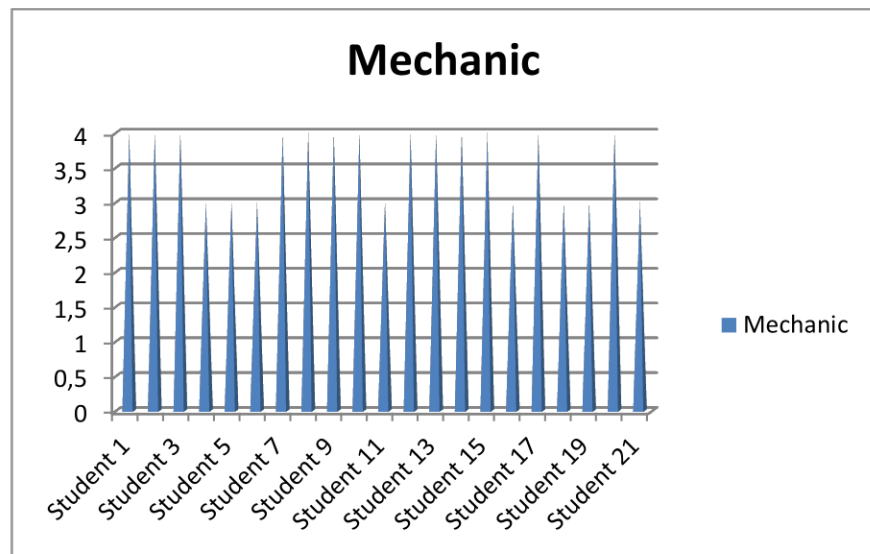
**figure 9**  
**The Students Post-Test Score of vocabulary**

Based on the figure 10 above, 11 students got 4 vocabulary score. It's mean the higher score in the class. The students got 4 the higher score. Meanwhile, 10 students got 3 score in vocabulary. Mean score of vocabulary is 74. It's mean, it is the average students score in this indicator. From all students it could be concluded that the vocabulary good level for students.



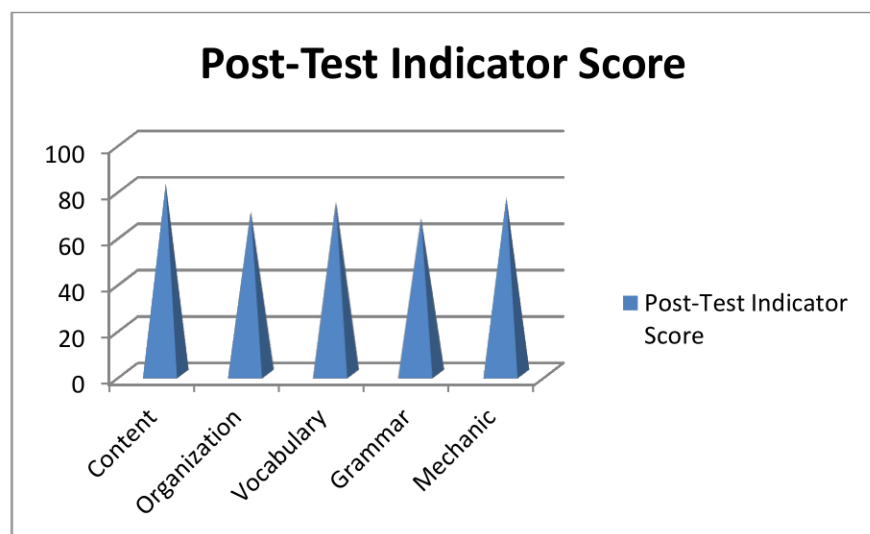
**figure 10**  
**The Students Post-Test Score of grammar**

Based on the figure 10 above, 4 students got 4 grammar score. It's mean the higher score in the class. The students got 4 for the higher score. There were 17 students got 3 score in grammar. Mean score of grammar is 67. It's mean, it is the average students score in this indicator. From all students it could be concluded in grammar the students in the class low ability because the students could not write grammar well.



**figure 11**  
**The Students Post-Test Score of mechanic**

Based on the figure 11 above, 13 students got 4 in mechanic score. The higher score in the class. The students got 4 for the higher score. 8 students got 3 score. Mean score of mechanic is 76. It's mean, it is the average students score in this indicator. From all students it could be concluded in mechanic good level for students because many students got good score in mechanic.



**figure 12**  
**The Indicator of Students Post-Test Score**

Based on the figure 13 above, the higher indicator are content, Vocabulary and mechanic. Which are the students got total score each indicator is 82, 74 and 76. organization and grammar the students got total score each indicator is 70 and 67. It can be concluded that, the student can increase each indicator score in writing skill.

The students ability in content is good, but in the organization and grammar low ability. In vocabulary and mechanic good ability because it is still below average. It could be concluded that, the students writing skill in pre test score on 5 indicators writing skill is the students good in this indicator.

## 2. The Data Analysis

### a) The Categorization of Experimental Group's Pre-Test scores

**Tabel 12. Pre-Test Categorization Result**

	<b>Frequency</b>	<b>Percent</b>
Poor	1	5%
Fair	15	71%
Good	5	24%
Total	21	100%

After categorization of the writing scores of the experimental group from the formula, the frequency and percentage were received, for “poor” category we can see that there was 1 or 5 %, for a “fair” was 15 or 71% and for “good” category was 5 or 23,8% and for a “very good” and “excellent” category was 0 or 0%. It can be seen for the student writing skill in the pretest scores from the experimental group, the scores are mostly on the fair level.

**b) The Categorization of Experimental Group's Post-Test scores**

**Tabel 13. Post-Test Categorization Result**

	<b>Frequency</b>	<b>Percent</b>
Fair	4	19%
Good	12	57%
Very Good	5	24%
Total	21	100%

After categorization of the writing scores of the experimental group, the frequency and percentage were received, for “fair” was 4 or 19% and for “good” category was 12 or 57% and for a “very good” was 5 or 24% and “excellent”, “poor” category was 0 or 0%. It can be seen for the student writing skill in the post-test scores from the experimental group, the scores are mostly on the fair level.

**c) The Categorization of Control Group's Pre-Test scores**

**Tabel 14. Pre-Test Categorization Result**

	<b>Frequency</b>	<b>Percent</b>
Poor	2	9%
Fair	13	62%
Good	6	29%
Total	24	100%

After categorization of the writing scores of the control group, the frequency and percentage were received, for “fair” was 13 or 62% and for “good” category was 6 or 29% and for a “poor” was 2 or 9% and “excellent”, “very good” category was 0 or 0%. It can be seen for the student writing skill in the pretest scores from the control group, the scores are mostly on the fair level.

**d) The Categorization of Control Group's Post-Test scores**

**Tabel 15. Post-Test Categorization Result**

	<b>Frequency</b>	<b>Percent</b>
Fair	8	38
Good	13	62
Total	24	100,0

After categorization of the writing scores of the control group, the frequency and percentage were received, for “good” category was 13 or 62% and for a “fair” was 8 or 38% and “very good”, “excellent”, “poor” category was 0 or 0%. It can be seen for the student writing skill in the post-test scores from the control group. Based on the table above, it shows that there was a better score in the experimental class than the control class. It could be concluded that there was the positive effect in using Facebook as media in Online Writing Class at first grade of SMAN 1 Bangkinang than the control class.

**e) Normality Test**

The normality test is performed to determine whether the data is normally distributed or not. This study used the normality test by means of the Kolmogorof-Smirnov on spss. The normality test consists of the pre-test normality test and the post-test normality test.

## 1. Normality Test of the Pre-Test Data

The pre-test normality test was based on the results of the writing skill of a sample of 21 students.

**Tabel 16. Normality Test of the Pre-Test**

	Kolmogorov-Smirnov <sup>a</sup>			Shapiro-Wilk		
	Statistics	Df	Sig.	Statistics	df	Sig.
Pretest Experimental Class	.242	21	.002	.922	21	.097

a. Lilliefors Significance Correction

Source: spss

Based on the table above, the pre test for normality is sig 0.097. Where  $0.097 > 0.05$  so it can be said that the pre-test data is normally distributed.

## 2. Normality Post-Test

**Tabel 17. Normality Test of the Post-Test**

	Kolmogorov-Smirnov <sup>a</sup>			Shapiro-Wilk		
	Statistics	Df	Sig.	Statistics	df	Sig.
Posttest Experimental Class	.191	21	.045	.944	21	.261

a. Lilliefors Significance Correction

Based on the table above, it is known that the sig in the post test data is 0.261. So this sig is greater than the normality test, which is 0.05. Where  $0.261 > 0.05$  so the post test data is normal.



#### f) Homogeneity Test

The homogeneity test is to provide confidence that a set of data manipulated in a series of analyzes originates from a population that is not much different in diversity with the assistance of the SPSS program. If the value of the column sig  $> 0.05$  then  $H_0$  is accepted.

**Tabel 18. Test of Homogeneity of Variances**

Levene Statistics	df1	df2	Sig.
.148	1	39	.703

Based on the table above, the p-value is obtained (0.703)  $> (0.05)$ . So, it can be concluded that the data is homogeneous.

#### g) Hypothesis Test

Based on the normality and homogeneity test, it shows that the data obtained is normally distributed and the two classes, namely the experimental class and the control class, have data variances that are homogeneous or have the same variation. Hypothesis test data pre test experimental - post test experimental class and test control - post test control class is to see the effect of using Facebook as a media.

1. If  $> 0.05$ , then  $H_0$  is accepted. This means that using Facebook as a media there is no effect.
2. If  $< 0.05$ , then  $H_0$  is rejected. This means that using Facebook as a media there is an effect to students.

**Tabel 19. Paired Sample Test Experimental****Paired Samples Test**

	Paired Differences					t	df	Sig. (2-tailed)
	Mean	Std. Deviation	Std. Mean Error	95% Confidence Interval of the Difference				
				Lower	Upper			
Pair Pretest 1 Experimental Class - Posttest Experimental Class	-8,571	5,697	1,243	-11,165	-5,978	-6,895	20	.000

In the table above, the value of sig (2 tailed) is 0.000, because the value of  $0.000 < 0.05$ , it can be concluded that  $H_a$  is accepted and  $H_o$  is rejected. It mean that there is an effect toward students writing skill.

**Tabel 20. Paired Sample Test Control****Paired Samples Test**

	Paired Differences					T	df	Sig. (2-tailed)
	Mean	Std. Deviation	Std. Mean Error	95% Confidence Interval of the Difference				
				Lower	Upper			
Pair Pretest 1 Control Class - Posttest Control Class	-4,857	4,715	1,029	-7,003	-2,711	-4,721	20	.000

In the table above, the sig (2 tailed) value is 0.000, because the value of  $0.000 < 0.05$ , it can be concluded that  $H_a$  is accepted and  $H_o$  is rejected. It mean that there is an effect toward students writing skill.

### C. Discussion

The aim of this study is the effect of Facebook on students' writing skill in online class. It is showed the result using Facebook to teach writing skill showed that the student interested and understand the material being taught. It was supported by the frequency and rate percentage of the result of the students' score of pretest and posttest. Furthermore, the analysis of pre-test, formative test, and post-test also showed that students' writing skill improved in all aspects of writing: organization, content; grammar; punctuation, spelling, and mechanic; and style and quality of expression (Khusnita, 2013)

In writing the students not good, this is according to (Putri, 2018) research In other hands, during the teaching-learning process, students not only faced difficulties in developing ideas and doing some grammatical errors but also the problem of internet connection. The writer found that the students still had a problem in working individually. Most students were confused about what they should do to create the text. They were stuck only to the topic without trying to make it more complete.

The students do not have good ability in vocabulary and grammar, this is according to (Putri, 2018) They were also poor in grammar, vocabulary and the mechanic. The teacher had the students to pay attention towards the way how they create the descriptive text, especially about grammar and mechanic. In the aspect of organization, most students had provided the text with title, orientation, events, and reorientation.

The vocabularies given in the list were limited. So that the students were expected to bring along their dictionary in case they need other words that they could not find in the vocabulary.

Based on the research above, the researcher found that the total of post test in experimen 1.476 the total number 21 students. The highest score was 80 and the lowest score was 60. The highest categories score was good category were 17 students. The mean of post test in experimental class was 70.29. It means that the students writing skill after learning by using Facebook was categorized into good level.

Meanwhile, the total score post text in control class was 1.436, the total number was 21 students. The highest score was 72 and the lowest score was 56. The highest categories score was good category were 13 students. The mean of post test in control class was 66.48 .So, it can be concluded that there was positive effect in learning English by using facebook as a media in Online Writing Class.

The researcher used T-test, the results of the T-test sith sig  $0.000 < 0.05$ . So, there is an effect for students. Where between experiment and control class after give treatment has a large change compared before give treatment. Of course the experimental class more improvements than the control class. Therefore, concluded that there was a positive effect of using Facebook as media in Online Writing Class at first grade of SMAN 1 Bangkinang.

## **CHAPTER V**

### **CONCLUSION AND SUGGESTION**

Based on the description of findings presented in the previous chapter, conclusion and suggestion are presented in this chapter.

#### **A. Conclusion**

Based on the result of data analysis and discussion, it can be concluded that Facebook gave the positive effect towards students' writing skill in online class. Teaching writing skill by using Facebook as a media in online class make students easy and enjoyable in studying because the students do not have to go to school. The students can study anywhere and only need android and data to learn. In T-test is  $0,00 < 0.05$ , so if  $0.000 < 0.05$  it can be concluded that  $H_a$  is accepted and  $H_o$  is rejected. It means that there is an effect toward students writing skill. As the result, the researcher concluded that Facebook is the effective media in teaching writing.

#### **B. Suggestion**

From the research the researcher recommended some suggestion in writing skill as follow:

##### **1. For the teacher**

Based on the research study, using facebook as a media and share the video in group effective in teaching writing descriptive text. The researcher recommended for teaher to give the video in learning process

so that the students do not get bored especially writing. The students can watch and focus on the video how to write descriptive text.

## 2. For the students

The researcher recommended for the students if you are still not in school because corona virus continues the facebook as a media and using video in group facebook can make them learn anywhere and always with enthusiasm and do not give up on this. The students can enjoy the learning process.

## 3. For future researcher

This study is limited in the teaching writing descriptive text. The researcher hopes for the future researcher to conduct the research in similar area or other dimension, especially on using facebook as a media, but the other research can use other media or technique.

## BIBLIOGRAPHY

- Alameddine, m. M., & mirza, s. (2016). Teaching academic writing for advanced level grade 10 english. *Procedia - social and behavioral sciences*, 232(april), 209–216. <https://doi.org/10.1016/j.sbspro.2016.10.048>
- Ashaari, a., ashikin, n., manan, a., & yusof, j. (2012). The use of facebook as language learning strategy ( lls ) training tool o n college students ' lls use and academic writing performance. *Procedia - social and behavioral sciences*, 67(november 2011), 36–48. <https://doi.org/10.1016/j.sbspro.2012.11.305>
- Ayu, c. (2017). The effect of school environment, the role of teachers in learning proces to student learning motivation. *Journal university of pahlawan tuanku tambusai*, 2(2), 57–71.
- Bashir, m., afzal, m. T., & azeem, m. (2008). Reliability and validity of qualitative and operational research paradigm. *Pakistan journal of statistics and operation research*, 4(1), 35. <https://doi.org/10.18187/pjsor.v4i1.59>
- Braniff, n., richards, a., & ingalls, b. (2019). Optimal experimental design for a optimal experimental design for a optimal experimental design for a bistable gene regulatory network optimal experimental design for a bistable gene regulatory network bistable gene regulatory network bistable gene regula. *Ifac papersonline*, 52(26), 255–261. <https://doi.org/10.1016/j.ifacol.2019.12.267>
- Eldridge, j. (n.d.). *Reliability, validity, and trustworthiness*.
- Ghani, m. B. A. (2015). *Using facebook in teaching and learning english*. 2012, 97–102.
- Hamidah, f. N., & yanuarmawan, d. (2018). *Using facebook group in teaching writing of english for accounting classes*. 145(iconelt 2017), 302–307.
- Heale, r., & twycross, a. (2015). Validity and reliability in quantitative studies. *Evidence-based nursing*, 18(3), 66–67. <https://doi.org/10.1136/eb-2015-102129>
- Herrmann, h., & bucksch, h. (2014). Cluster sampling. *Dictionary geotechnical engineering/wörterbuch geotechnik*, 239–239. [https://doi.org/10.1007/978-3-642-41714-6\\_32551](https://doi.org/10.1007/978-3-642-41714-6_32551)
- Hidayati, k. H. (2018). *Teaching writing to efl learners : an investigation of challenges confronted by indonesian teachers*. 4(1), 21–31.
- Imani, o. F., marleni, l., pahlawan, u., & tambusai, t. (2019). *The effect of using hero quest strategy toward the students writing skill of recount text at tenth grade students of state senior high school 2 kuok kampar*. 4(2), 43–66.

- Khusnita, d. (2013). *The use of facebook to improve students ' skill and increase their motivation faculty of languages and arts.*
- Mohamad, m. M., lisa, n., sern, l. C., & mohd, k. (2015). Measuring the validity and reliability of research instruments. *Procedia - social and behavioral sciences*, 204(november 2014), 164–171. <https://doi.org/10.1016/j.sbspro.2015.08.129>
- Profile, s. E. E. (2018). *Teaching writing. August 2016.* <https://doi.org/10.1007/978-3-319-38834-2>
- Putri, n. M. A. A. (2018). The use of facebook and development of students' writing skills. *Ijet (indonesian journal of english teaching)*, 7(2), 140–145. <https://doi.org/10.15642/ijet2.2018.7.2.140-145>
- Putri asilestari, & english. (2013). Improving students' writing ability to write narrative text through write pair share at x grade of sman 2 kuoke. *Journal of chemical information and modeling*, 53(9), 1689–1699.
- Ramadhani, p. (2018). *Using facebook comments in teaching writing skill. 1(3)*, 253–264. <https://doi.org/10.21070/picecrs.v1i3.1398>
- Rianti, w. (2017). *Improving students learning outcome of english by using role playing at sdn 022 rumbio. 2(2).*
- Riza, m., rufinus, a., novita, d., training, t., & faculty, e. (2018). Using multimedia in teaching english to junior high school students. *Jurnal pendidikan dan pembelajaran*, 7(5), 1–15.
- Smith, t. (2008). Process writing. *Ebsco research strategies*, july. <http://www.getcited.org/pub/102865384>
- Susilawati, f. (2017). *Teaching writing of narrative text. 5(2)*, 103–111.
- Taherdoost, h. (2018). Validity and reliability of the research instrument; how to test the validation of a questionnaire/survey in a research. *Ssrn electronic journal, january 2016*. <https://doi.org/10.2139/ssrn.3205040>
- Taherdoost, h., business, h., sdn, s., group, c., & lumpur, k. (2016). *Sampling methods in research methodology ; how to choose a sampling technique for. 5(2)*, 18–27.
- Trinadiah, clarry sada, u. S. (2005). *The role of facebook on improving the students' writing. 1–17.*
- Uçar, s., & yazıcı, y. (2016). The impact of portfolios on enhancing writing skills in esp classes. *Procedia - social and behavioral sciences*, 232(april), 226–233. <https://doi.org/10.1016/j.sbspro.2016.10.001>
- White, h., & sabarwal, s. (n.d.). *Quasi-experimental design and methods. 8.*



