

An Investigation the Effect of Indicators on Self-Efficacy Using Language toward Indicators of Self-Efficacy Writing Scale

by Masrul Masrul

Submission date: 06-Feb-2024 03:30PM (UTC-0800)

Submission ID: 2288262635

File name: ng_Language_toward_Indicators_of_Self-Efficacy_Writing_Scale.pdf (737.71K)

Word count: 7190

Character count: 39715



2

An Investigation the Effect of Indicators on Self-Efficacy Using Language toward Indicators of Self-Efficacy Writing Scale

¹Masrul, ²Putri Asilestari

^{1,2} English Language Education
Universitas Pahlawan

Corresponding e-mail: *masrulum25@gmail.com

Received on Sept 29th, Revised on Nov 14th, Published on Dec, 30th 2023

ABSTRACT

This study investigated the presence of meaningful relationships between the indicators of self-efficacy, including self-efficacy in language, self-efficacy in organization, self-efficacy in grammar, self-efficacy in content, self-efficacy in process and on self efficacy writing scale, including ideation, organization, grammar & spelling, use of English writing, and self-efficacy for self-regulation. Convenience sampling was employed to select 100 students who attended seven different courses at the University of Pahlawan Tuanku Tambusai. The data of this study were analyzed descriptively through data concentration and distribution, pearson correlation, and multiple linear regression. The findings revealed that several self-efficacy indicators namely, SEL, SEO, SEG, SEC, and SEP did not correlate with Ideation (ID), Organization (ORG), Grammar and Spelling (GS), use of English Writing (EW), and Self efficacy for Self Regulation (SR).

Keywords: Language Self efficacy, Self efficacy writing scale, Writing in english, Teaching writing

ABSTRAK

Penelitian ini menyelidiki adanya hubungan yang bermakna antara indikator-indikator efikasi diri, termasuk efikasi diri dalam berbahasa, efikasi diri dalam berorganisasi, efikasi diri dalam tata bahasa, efikasi diri dalam isi, efikasi diri dalam proses, dan efikasi diri skala menulis, termasuk ide, organisasi, tata bahasa & ejaan, penggunaan tulisan bahasa Inggris, dan efikasi diri untuk pengaturan diri. Convenience sampling digunakan untuk memilih 100 mahasiswa yang mengikuti tujuh program studi berbeda di Universitas Pahlawan Tuanku Tambusai. Data penelitian ini dianalisis secara deskriptif melalui konsentrasi dan distribusi data, korelasi pearson, dan regresi linier berganda. Temuan menunjukkan bahwa beberapa indikator efikasi diri yaitu SEL, SEO, SEG, SEC, dan SEP tidak berkorelasi dengan Ideation (ID), Organization (ORG), Grammar and Spelling (GS), penggunaan English Writing (EW), dan Efikasi Diri untuk Regulasi Diri (SR).

Kata Kunci: Efikasi Diri Bahasa, Skala Menulis Efikasi Diri, Menulis dalam Bahasa Inggris, Mengajar Menulis

1

1

INTRODUCTION

Writing is an important skill to master for it will be used workplace. Unfortunately, writing has been perceived the hardest language skill to master among EFL students (Huwari & Abd.Aziz, 2011) as writing does not allow much scaffolding compared to other language development (Bruning & Horn, 2000). Writing is indeed a complex activity that is influenced by a range of characteristics such as task environment, ambition, learning and memory, good memory, and thinking.

Self-efficacy is one of the most essential self-perceptions, referring to ones' belief in their ability to excel in a certain field (Bandura, 1997). Self-efficacy is correlated with enthusiasm to participate in knowledge activities and perseverance in the face of difficulties or diversions. Self-efficacy is linked to a number of favorable outcomes, including improved goal setting, more effective learning practices, and less anxiety. Bandura stated that people's feeling and actions are often primarily determined by their beliefs for the beliefs influence what people do with the knowledge and skills they have. Bandura (1997) included self-efficacy into the theory of individual and social agency, which in combination with other sociocognitive components, controls human well-being and achievement while domain-related tasks are difficult and motivational conditions are less than ideal.

Self-efficacy can be assessed by incorporating data from four different sources. The interpreted outcome of one's performance, or mastery experience, is the most influential source. The subjective experience that people get when watching others perform tasks is the second source of self-efficacy knowledge. Social comparisons with others are a natural component of the vicarious experience. These comparisons, when combined with peer modeling, can have a big impact on how self-perceptions of competence evolve. The linguistic information and social opinions from others improve ones' confidence. Whereas, negative persuasions can discourage and decrease ones' self-belief. On the other hand, positive persuasions can be motivating and empowering. In addition, Stressful situations are two physiological states that convey efficacy assumptions information.

Writing self-efficacy is described as one's belief in one's ability to plan and complete writing projects successfully (Zimmerman & Bandura, 1994). Writing self-efficacy has been researched as a unidimensional phenomena in a number of studies involving samples with wide range of ages. Ideation, convention, and self-regulation may all be involved in writing self-efficacy. Ideation refers to writers' abilities to generate ideas as the first step in the writing task, convention to writers' abilities to express the generated ideas using linguistic skills, and self-regulation to writers' personality and direct monitoring. In addition, writing also requires cognitive and linguistic judgments. This present study focused on five distinct aspects of students' English writing self-efficacy such as language, organization, content, grammar, and process (Bruning et al., (2013). Writing self-efficacy can also predict and contribute to students' writing self regulation (Bruning et al., 2013). Furthermore, in terms of self-regulated learning procedures and language interpretation strategies, the profile of students with low self-efficacy differed significantly from the profiles of those with high and moderate self-efficacy (Kim et al., 2015).

In sociocognitive approach, students are expected to acquire self-beliefs that allow them to have considerable control over their thoughts, emotions, and actions. The focus on students' identities as a fundamental component of success engagement is on the notion that students' perceptions of themselves are important, whether they were establish, develop, and consider to be real are important factors in their scholastic successfulness (Pajares, 2003). Self-efficacy is such a self-belief with a high predictive potential. Furthermore, self-efficacy is contextual it refers to learners' confidence in their capacity to study or finish tasks at a certain level (Bandura, 1997). In a study involving Turkish university L2 learners' writing self-efficacy, Kirmızı & Kirmızı (2015) discovered that students with high self-efficacy

showed lower standard of apprehension

Learners' assessment of their skills to accomplish writing assignments at various levels are referred to as writing self efficacy. In undertaking an essay students will attempt to serve them well if they are aware that they are skilful. This occurs not because the belief increases their writing competence, but rather because it helps encourage additional desire to write, more sustained effort, greater persistence and perseverance when constantly worrying over an essay," as stated by (Pajares & Valiante, 1997). In general, the findings indicate that writing self-efficacy mediates the contribution of social cognitive theorists to the prediction of writing outcomes. Early assessment of low self-efficacy enables better training for more positive perception of students' ability to succeed. Low self-efficacy must be recognized, treated, and resolved (Pajares, 2006).

Self-efficacy in writing has a mediating effect on the correlation between writing skill and emotional components (Woodrow, 2011). Writing purpose also positively affects writing self-efficacy, self esteem, self-efficacy for self-regulation, findings advance, and performance targets, whereas intended outcomes are negatively correlated (Pajares, 2003).

Writing self-efficacy is described as ones' willingness to plan and complete writing assignments successfully (Zimmerman & Bandura, 1994). Writing self-efficacy has been researched as a simplistic phenomena in a series of researches with a wide range of sample ages. Prior studies have revealed the positive connection between WSE and adaptive writing outcomes such as writing value, mastery orientation for writing, and writing enjoyment (Collie et al., 2016). Furthermore, with exception of writing task self-efficacy, writing skills self-efficacy can be used to properly assess writing skills at all stages of education, but it did not decrease significantly with grade level. It implies that modifications in writing identity are more relevant in performing correct wiring processes. The predictive and moderating role of self-efficacy has been discussed in large corpus of work from various range of disciplines in decades since Bandura first articulated the concept (Bandura, 1997). Graham & Weiner (1996) reported that self efficacy could be a constant predicator of writing.

In this study, students shared their views about each skill or task using a Rating scale expressed in score 0 to 100 to measure their self-efficacy. The 0 - 100 responses structure has been statistically better than one using a traditional Rating scale (Pajares et al., 2001). Self-efficacy scales must be aligned to the outcomes being evaluated. Students' grades in writing instruction have been used in the evaluation of students' interest in specific subjects, instead of marks on a single essay. As explained by Bandura (2006), scales of identity and self-efficacy must be adapted to fit specific field of operating or the subject of concern".

Regardless of the acceptable stability and internal reliability in previous studies, the factors of the structure of the WSES scores were not yet examined. Whilst, this is an important step in validating the test as it allows us to understand the sources of variation in the measurement. To address this gap, a principal component analysis was employed to confirm the results of previous studies that have utilized the WSES scale. This study examined the relationship between language-based indicators of self-efficacy, such as language self-efficacy, organizational self-efficacy, grammar self-efficacy, content self-efficacy, process self-efficacy, and self-efficacy for self-regulation.

Most writing self-efficacy scales measure a broad range of writing skills and abilities, making it challenging to assess an author's self-efficacy in specific writing aspects. Even the progress in understanding the writing process remains minimal. Most writing self-efficacy assessments are tied to written assignments, tasks, and outcomes, with a few exceptions. It is considered important to explicitly link the analysis to psychological and linguistic elements of the writing process. Hence, new insights into writing self-efficacy and the writing process can be proposed. Collie et al., (2016) found that students with higher writing self-efficacy were more competent, motivated, and committed to their writing tasks. A study involving university students majoring English also showed a strong correlation

9
between student writing self-efficacy and their goals (Zimmerman & Bandura, 1994).

Bruning et al., (2013) found writing ideation and self-regulation strongly correlated with writing preference, while the relationship between self-efficacy norms was not as strong. The results support the concept of a factor model for writing self-efficacy and emphasize the need for closer connections between self-efficacy measurements and specific writing domains. (Ekholm et al., 2015) showed that the relationship between writing self-efficacy and writing self-regulation is partially impacted by students' perceptions of the support they receive when performing different writing tasks.

Hethong & Teo (2013) found a significant positive relationship between writing self-efficacy and writing competence at the sentence and sub-skill levels. Total writing self-efficacy also had significant impact on writing quality. The final section of their research discussed the significance of self-efficacy and its implications for EFL/ESL instruction. Sun & Wang (2020) examined the relationship between writing ability and self-efficacy by analyzing students' scores on the CET-4 language section, which results showed that EFL students had low writing self-efficacy and rarely used self-regulated learning (SRL) strategies in performing writing tasks. Whereas, SRL strategies and writing self-efficacy were crucial indicators of writing performance. These findings provide important information for classroom instructors to raise their awareness on the importance of self-control and self-efficacy in promoting students' writing performance.

Pajares & Johnson (1994) revealed in an early research that writing abilities but not writing task self-efficacy predicted students' actual success in generating essays, echoing earlier findings (Shell et al., 1989). Pajares and Valiante then developed more comprehensive view regarding writing self-efficacy, in particular gender variations, an inverse connection to writing anxiety and individual, and enabling implications on writing success (Pajares & Valiante, 1997). A survey done to university students by Shell et al., (1989) was performed to investigate the relationship among both writing self-efficacy, outcome expectancy beliefs, and writing achievement building on the work of McCarthy et al. (1985). They collected students' writing test results. Two subscales were used to assess students' writing efficacy: a task subscale and a parts skills subscale. The first subscale consisted of items testing students' self-efficacy for writing activities such as writing an essay or short story, while the second required efficacy judgments about writing-related abilities (e.g., correctly spelling words, using parts of speech properly). Shell et al., (1989) discovered that while writing task self-efficacy did not predict writing performance, writing skills self-efficacy did foreshadowing findings in both their own and other studies. (Pajares et al., 2001) found that writing self-efficacy that focusing on underlying writing skills predicted the writing quality.

The earlier fundamental study conducted by Zimmerman & Bandura (1994) found that college students' self-efficacy for controlling writing tasks and for student accomplishment and grade-related goals predicted their attempt to write beyond their verbal aptitude. Higher self-efficacy scores were obtained by students with high confidence in writing. The results showed that self-efficacy scores could be used as diagnostic assessments, highlighting the importance of self-regulation in writing. Zimmerman & Kitsantas (1999) conducted an experiment where learners combined simple manufacturing system paragraphs into a presentable form and then evaluated their competence to rewrite new sentences based on their self-efficacy. The results showed that writing self-efficacy measures were feasible for the specific purpose of their experiment but were not feasible to be used in general. The following questions were proposed in this study; a) Is there any meaningful relationship between each variable on Self-efficacy in language, Self-efficacy in organization, Self-efficacy in grammar, Self-efficacy in content, Self-efficacy in process?; b) Is there any relationship between each variable on the self-efficacy writing Scale, including ideation, organization, grammar & spelling, use of english writing, and self-efficacy for self-

regulation?; 3) Is there any effect between self-efficacy using language on self-efficacy Writing Scale?

METHODOLOGY

Participants

The participants were 100 students who attended seven different courses at the University of Pahlawan Tuanku Tambusai who were sampled using convenient sampling technique. The participants consisted of 70 females (70 percent) and 30 males (30 percent) students aged between 18 to 23 years old. College English Courses were offered to students in their first two years of college to assist them improve their English proficiency, with major focuses on reading skill and writing skill. All participants have signed the inform consent and agreed to participate in the study.

Instruments

Students' general English self-efficacy was measured using QEWSSE that was proposed by Wang & Bai (2017). The QEWSSE consisted of five subscales: self-efficacy in language, self-efficacy in organization, self-efficacy in grammar, self-efficacy in content, self-efficacy in process. While, the variables included Ideation (ID), Organization (ORG), Grammar & spelling (GS), use of English writing (EW), and Self-efficacy for self-regulation (SR).

Data Analytical Procedure

A descriptive analysis was performed to measure the data concentration (Mean, Mode, Median, etc.) and data distribution (standard deviation, variance, etc.) as presented in Table 1. After that, Pearson's correlation test was carried out to identify the relationship between self-efficacy in language, self-efficacy in organization, self-efficacy in grammar and spelling, self-efficacy in content, self-efficacy in process and the self efficacy writing scale indicators: Ideation, Organization, Grammar & spelling, use of English writing, and Self-efficacy for self-regulation.

A multiple linear regression analysis was performed to examine the relationship between multiple independent variables (x: Self-efficacy in language, Self-efficacy in organization, Self-efficacy in grammar, Self-efficacy in content, and Self-efficacy in process) and the dependent variable (y: Ideation, Organization, Grammar & spelling, use of English writing, and Self-efficacy for self-regulation). The classical assumption test was conducted prior to the analysis to ensure the model was accurate, unbiased, and consistent by fulfilling the assumptions of normality, absence of multicollinearity, heteroscedasticity, and autocorrelation.

FINDINGS AND DISCUSSIONS

Findings

Descriptive Statistics

Table 1. Descriptive Statistics of Research Variables

Variables	N	Minimum	Maximum	Mean	Std. Deviation
SEL	100	1.20	5.00	3.0000	1.04224
SEO	100	1.20	5.00	2.9820	1.00598
SEG	100	1.10	4.90	3.1100	.97654

SEC	100	1.20	5.00	3.0420	1.05286
SEP	100	1.30	4.90	2.8510	1.01449
ID	100	1.20	7.00	3.5830	1.54076
ORG	100	1.20	6.90	3.5270	1.46452
GS	100	1.20	7.00	3.3580	1.44587
EW	100	1.20	6.70	3.2830	1.42871
SR	100	1.20	6.90	3.3750	1.40579
Valid N (listwise)	100				

Correlation between variables:

10 Correlation test determined the presence of relationship among variables in a research. Table 2 shows the results of the Pearson's correlation test carried out in this study.

Table 2. The Result of Correlation Test between Variables

No	Variables	1	2	3	4	5	6	7	8	9	10
1	SEP	1	-.260**	-.078	.014	-.199*	.025	-.186	-.079	.078	-.027
2	SEO		1	.247*	.217*	-.029	-.021	.001	.007	.087	.051
3	SEG			1	.047	-.015	-.026	-.050	.037	-.058	.042
4	SEC				1	-.048	.041	.018	-.029	.135	.107
5	SEP					1	.002	.167	.083	-.165	.031
6	ID						1	.004	.085	-.048	.013
7	ORG							1	.031	.279**	.149
8	GS								1	-.144	.003
9	EW									1	.111
10	SR										1

** . Correlation is significant at the 0.01 level (2-tailed).

* . Correlation is significant at the 0.05 level (2-tailed).

The correlation coefficient (r) ranges from 1 to -1. Value closer to 1 or -1 indicates a strong association between two variables, while value closer to 0 indicates a weak relationship. A positive value suggests a direct relationship (when X increases, Y increases), while a negative value indicates an inverse relationship (when X decreases, Y increases). As seen in Table 2, not all variables have a significant correlation. In such condition, a regression analysis was regarded necessary to conduct in order to further examine the relationship between multiple related variables.

Normality assumption test

The regression model is regarded normally distributed if the plotting data describing the actual data follow a diagonal line.

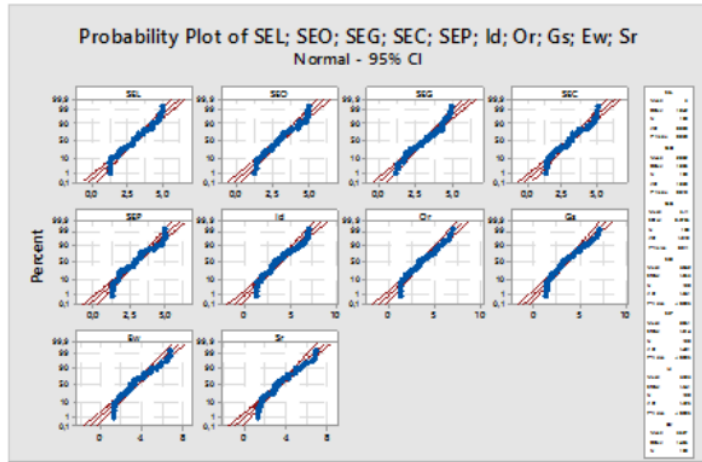


Figure 1. Probability Plot of Research Variables

Non Multicollinearity Test

Multicollinearity Test: There are no signs of multicollinearity if the Tolerance value > 0.1 and VIF < 10.00.

Table 3. Multicollinearity Test

Independent Variable	Tolerance	VIF	Decision
SEL	0.885	1.130	There are no signs of multicollinearity
SEO	0.832	1.202	There are no signs of multicollinearity
SEG	0.9393	1.065	There are no signs of multicollinearity
SEC	0.947	1.056	There are no signs of multicollinearity
SEP	0.952	1.050	There are no signs of multicollinearity

Heteroscedasticity Test:

There is no heteroscedasticity if there is no clear pattern (wavy, widening then narrowing) in the scatterplots image, and the points spread above and below the number 0 on the Y axis.

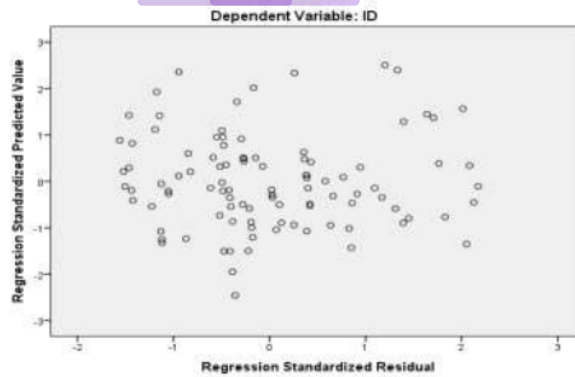


Figure 2

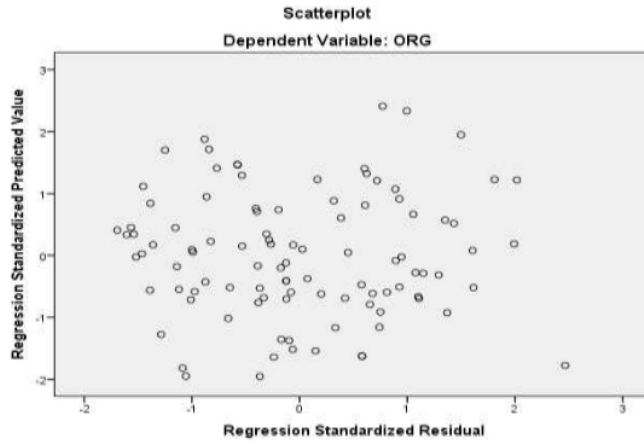


Figure 3

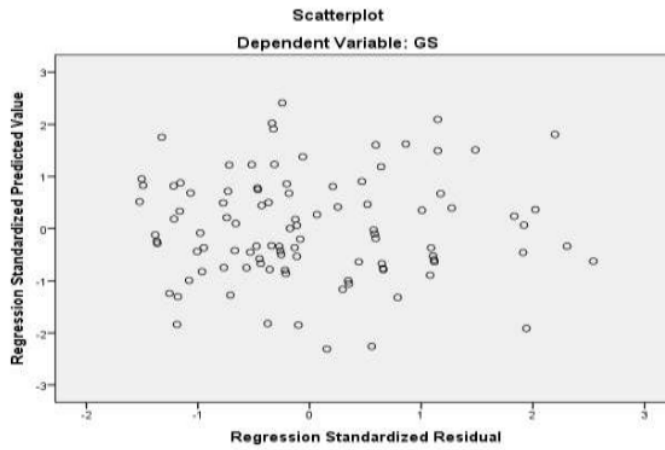


Figure 4

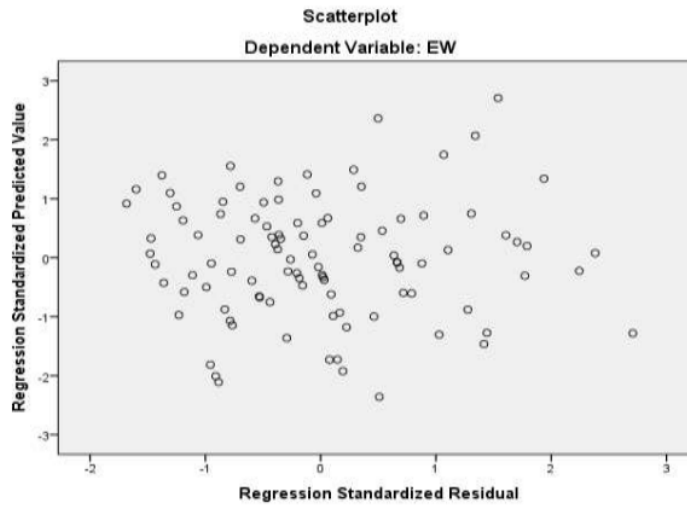


Figure 5

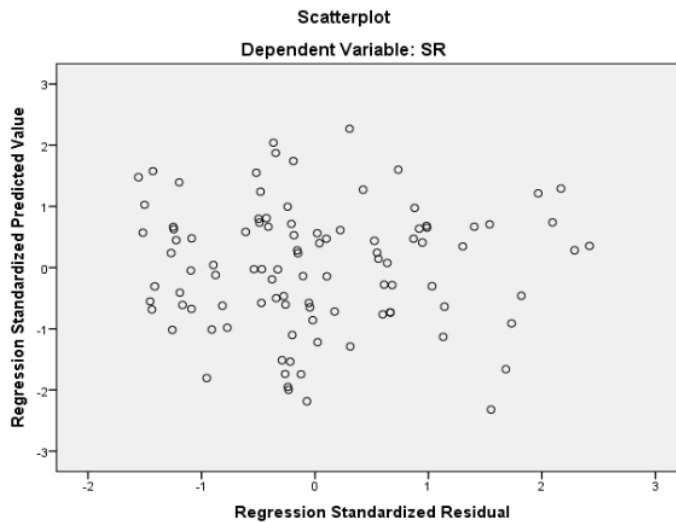


Figure 6

Autocorrelation Test: There is no sign of autocorrelation if the Durbin Watson value ranges between du to $(4-du)$.

Table 4. Autocorrelation Test

Model	Durbin Watson	DU Table	4- Du	DL Table	Decision
Model 1	2.338	1.571	$4 - 1.571 = 2.429$	1.7804	No signs of autocorrelation
Model 2	2.323	1.571	$4 - 1.571 = 2.429$	1.7804	No signs of autocorrelation
Model 3	1.994	1.571	$4 - 1.571 = 2.429$	1.7804	No signs of autocorrelation
Model 4	2.284	1.571	$4 - 1.571 = 2.429$	1.7804	No signs of autocorrelation
Model 5	2.364	1.571	$4 - 1.571 = 2.429$	1.7804	No signs of autocorrelation

Table 5. Regression Model Decision

Model	t calculate	F calculate	p-value	Decision
SEL -> DI	0.167		0.868	SEL has no effect on ID
SEO -> DI	-0.186		0.853	SEO has no effect on ID
SEG -> DI	-0.198		0.843	SEG has no effect on ID
SEC -> DI	0.437		0.663	SEC has no effect on ID
SEP -> DI	0.062		0.951	SEP has no effect on ID
DI = SEL + SEO + SEG + SEC + SEP	3.091	0.063	0.997	Simultaneously SEL, SEO, SEG, SEC and SEP also have no effect on ID

Interpretation: At 5% error degree, SEL, SEO, SEG, SEC, and SEP do not have either partial or simultaneous effect on ID.

Output Software :

Table 6. Coefficients^a

Model		Unstandardized Coefficients		Standardized Coefficients	T	Sig.	Collinearity Statistics	
		B	Std. Error	Beta			Tolerance	VIF
1	(Constant)	3.467	1.122		3.091	.003		
	SEL	.027	.162	.018	.167	.868	.885	1.130
	SEO	-.032	.173	-.021	-.186	.853	.832	1.202
	SEG	-.033	.168	-.021	-.198	.843	.939	1.065
	SEC	.068	.155	.046	.437	.663	.947	1.056
	SEP	.010	.160	.007	.062	.951	.952	1.050

a. Dependent Variable: ID

Table 7. ANOVA^a

Model	Sum of Squares	Df	Mean Square	F	Sig.
1 Regression	.781	5	.156	.063	.997
Residual	234.240	94	2.492		
Total	235.021	99			

a. Dependent Variable: ID

b. Predictors: (Constant), SEP, SEG, SEC, SEL, SEO

Model Goodness Test:

R Square is also known as the Multiple Coefficient of Determination was found very small, only 0.003%, indicating that the Y variable cannot be simultaneously explained by a group of independent variables SEL, SEO, SEG SEC, and SEP

Table 8. Summary of Model^b

Model	R	R Square	Adjusted R Square	Std. Error of the Estimate	Durbin-Watson
1	.058 ^a	.003	-.050	1.57858	2.338

a. Predictors: (Constant), SEP, SEG, SEC, SEL, SEO

b. Dependent Variable: ID

Table 9. Regression Model Decision

Model	t	F	p-value	Decision
SEL -> ORG	-1.632		0.106	SEL has no effect on ORG
SEO -> ORG	-0.320		0.750	SEO has no effect on ORG
SEG -> ORG	-0.531		0.597	SEG has no effect on ORG
SEC -> ORG	0.363		0.717	SEC has no effect on ORG
SEP -> ORG	1.287		0.201	SEP has no effect on ORG
ORG = SEL + SEO + SEG + SEC + SEP	3.826	1.151	0.339	Simultaneously SEL, SEO, SEG, SEC and SEP have no effect on ORG

Interpretation: With an error rate of 5%, the variables SEL, SEO, SEG SEC, and SEP do not have either partial or simultaneous effect on ORG.

Output Software :

Table 10. Coefficients^a

Model		Unstandardized Coefficients		Standardized Coefficients	T	Sig.	Collinearity Statistics	
		B	Std. Error	Beta			Tolerance	VIF
1	(Constant)	3.966	1.037		3.826	.000		
	SEL	-.244	.150	-.174	-1.632	.106	.885	1.130
	SEO	-.051	.160	-.035	-.320	.750	.832	1.202
	SEG	-.082	.155	-.055	-.531	.597	.939	1.065
	SEC	.052	.143	.037	.363	.717	.947	1.056
	SEP	.191	.148	.132	1.287	.201	.952	1.050

a. Dependent Variable: ORG

Table 11. ANOVA^a

Model		Sum of Squares	Df	Mean Square	F	Sig.
1	Regression	12.255	5	2.451	1.151	.339 ^b
	Residual	200.082	94	2.129		
	Total	212.337	99			

a. Dependent Variable: ORG

b. Predictors: (Constant), SEP, SEG, SEC, SEL, SEO

Model goodness test:

R Square is also known as the Multiple Coefficient of Determination. R Square in the software output is indicated by the value of R-Square where in this test the value can be seen at which is very small, only 0.058%, meaning that the Y variable, namely ORG, cannot be explained by a group of independent variables SEL, SEO, SEG SEC, and SE simultaneously. or simultaneously.

Table 12. Summary of Model^b

Model	R	R Square	Adjusted R Square	Std. Error of the Estimate	Durbin-Watson
1	.240 ^a	.058	.008	1.45895	2.323

a. Predictors: (Constant), SEP, SEG, SEC, SEL, SEO

b. Dependent Variable: ORG

Model 3

Table 13. Regression Model Decision

Model	t calculate	F calculate	p-value	Decision
SEL -> GS	-0.635		0.527	SEL has no effect on GS
SEO -> GS	-0.259		0.796	SEO has no effect on GS
SEG -> GS	0.387		0.700	SEG has no effect on GS
SEC -> GS	-0.191		0.849	SEC has no effect on GS
SEP -> GS	0.648		0.519	SEP has no effect on GS
GS = SEL + SEO + SEG + SEC + SEP	3,237	0.255	0.936	Simultaneously SEL, SEO, SEG, SEC and SEP have no effect on GS

Interpretation: With an error rate of 5%, the variables SEL, SEO, SEG SEC, and SEP have no partial or simultaneous effect on GS.
Software Outputs:

Table 14. Coefficients^a

Model	Unstandardized Coefficients		Standardized Coefficients	T	Sig.	Collinearity Statistics	
	B	Std. Error	Beta			Tolerance	VIF
(Constant)	3.390	1.047		3.237	.002		
SEL	-.096	.151	-.069	-.635	.527	.885	1.130
SEO	-.042	.161	-.029	-.259	.796	.832	1.202
SEG	.061	.157	.041	.387	.700	.939	1.065
SEC	-.028	.145	-.020	-.191	.849	.947	1.056
SEP	.097	.150	.068	.648	.519	.952	1.050

a. Dependent Variable: GS

Table 15. ANOVA^a

Model		Sum of Squares	df	Mean Square	F	Sig.
1	Regression	2.771	5	.554	.255	.936 ^b
	Residual	204.192	94	2.172		
	Total	206.964	99			

a. Dependent Variable: GS

b. Predictors: (Constant), SEP, SEG, SEC, SEL, SEO

Model Goodness Test:

R Square is also known as the Multiple Coefficient of Determination was found very small, only 0.003%, indicating that the Y variable cannot be simultaneously explained by a group of independent variables SEL, SEO, SEG SEC, and SEP.

Table 16. Model Summary^b

Model	R	R Square	Adjusted R Square	Std. Error of the Estimate	Durbin-Watson
1	.116 ^a	.013	-.039	1.47386	1.994

a. Predictors: (Constant), SEP, SEG, SEC, SEL, SEO

b. Dependent Variable: GS

Model 4

Table 17. Regression Result Decision

Model	t calculate	F calculate	p-value	Decision
SEL -> EW	.622		.536	SEL has no effect on EW
SEO -> EW	.878		.382	SEO has no effect on EW
SEG -> EW	-.817		.416	SEG has no effect on EW
SEC -> EW	1.067		.289	SEC has no effect on EW
SEP -> EW	-1.416		.160	SEP has no effect on EW
EW = SEL + SEO + SEG + SEC + SEP	3.081	1,143	0.343	Simultaneously SEL, SEO, SEG, SEC and SEP have no effect on EW

Interpretation: With an error rate of 5%, the variables SEL, SEO, SEG SEC, and SEP partially or simultaneously have no effect on EW

Software Outputs:

Table 18. Coefficients^a

Model	Unstandardized Coefficients		Standardized Coefficients	T	Sig.	Collinearity Statistics	
	B	Std. Error	Beta			Tolerance	VIF
(Constant)	3.116	1.011		3.081	.003		
SEL	.091	.146	.066	.622	.536	.885	1.130
SEO	.137	.156	.096	.878	.382	.832	1.202
SEG	-.123	.151	-.084	-.817	.416	.939	1.065
SEC	.149	.140	.110	1.067	.289	.947	1.056
SEP	-.205	.145	-.145	-1.416	.160	.952	1.050

a. Dependent Variable: EW

Table 19. ANOVA^a

Model		Sum of Squares	Df	Mean Square	F	Sig.
1	Regression	11.580	5	2.316	1.143	.343 ^b
	Residual	190.501	94	2.027		
	Total	202.081	99			

a. Dependent Variable: EW

b. Predictors: (Constant), SEP, SEG, SEC, SEL, SEO

Model goodness test:

R Square is also known as the Multiple Coefficient of Determination was found very small, only 0.057%, indicating that the Y variable cannot be simultaneously explained by a group of independent variables SEL, SEO, SEG SEC, and SEP.

Table 20. Summary of Model^b

Model	R	R Square	Adjusted R Square	Std. Error of the Estimate	Durbin-Watson
1	.239 ^a	.057	.007	1.42359	2.284

a. Predictors: (Constant), SEP, SEG, SEC, SEL, SEO

b. Dependent Variable: EW

Model 5

Table 21. Regression Result Decision

Model	t calculate	F calculate	p-value	Decision
SEL -> SR	-.294	S/V .770	.770	SEL has no effect on SR
SEO -> SR	-.263	.793	.793	SEO has no effect on SR
SEG -> SR	-.306	.760	.760	SEG SEO has no effect on SR
SEC -> SR	-.931	.354	.354	SEC has no effect on SR
SEP -> SR	.181	.857	.857	SEP has no effect on SR
SR = SEL + SEO + SEG + SEC + SEP	4.025	0.283	0.921	Simultaneously SEL, SEO, SEG, SEC and SEP have no effect on SR

Interpretation: with an error rate of 5% SEL, SEO, SEG SEC, and SEP variables do not have either partial or

simultaneous effect on SR.

Output Software

Table 22. Coefficients^a

Model	Unstandardized Coefficients		Standardized Coefficients	T	Sig.	Collinearity Statistics	
	B	Std. Error	Beta			Tolerance	VIF
(Constant)	4.095	1.017		4.025	.000		
SEL	-.043	.147	-.032	-.294	.770	.885	1.130
SEO	-.041	.157	-.029	-.263	.793	.832	1.202
SEG	-.047	.152	-.032	-.306	.760	.939	1.065
SEC	-.131	.140	-.098	-.931	.354	.947	1.056
SEP	.026	.145	.019	.181	.857	.952	1.050

a. Dependent Variable: SR

Table 23. ANOVA

Model		Sum of Squares	df	Mean Square	F	Sig.
1	Regression	2.900	5	.580	.283	.921 ^b
	Residual	192.747	94	2.051		
	Total	195.647	99			

a. Dependent Variable: SR

b. Predictors: (Constant), SEP, SEG, SEC, SEL, SEO

Goodness test model:

R Square is also known as the Multiple Coefficient of Determination was found very small, only 0.015%, indicating that the Y variable cannot be simultaneously explained by a group of independent variables SEL, SEO, SEG, SEC, and SEP.

Table 24. Summary of Model

Model	R	R Square	Adjusted R Square	Std. Error of the Estimate	Durbin-Watson
1	.122 ^a	.015	-.038	1.43196	2.364

a. Predictors: (Constant), SEP, SEG, SEC, SEL, SEO

b. Dependent Variable: SR

Table 25. Summary of Model^b

Model	R	R Square	Adjusted R Square	Std. Error of the Estimate	Durbin-Watson
1	.122 ^a	.015	-.038	1.43196	2.364

a. Predictors: (Constant), SEP, SEG, SEC, SEL, SEO

b. Dependent Variable: SR

Discussions

This study was administered to examine the relationship between different variables and language self-efficacy that included self-efficacy in language, organization, grammar, content, and process. This study also investigated the possible correlation between writing self-efficacy and some variables including ideation, organization, grammar and spelling, use of English writing, and self-efficacy for self-regulation. This study also analyzed how self-efficacy in language affected the self-efficacy in writing.

The first and second research questions explored the relationship between various

variables and self-efficacy in language (including self-efficacy in language, organization, grammar, content, and process) and self-efficacy in writing (including ideation, organization, grammar and spelling, use of English writing, and self-efficacy for self-regulation). Not all variables were found to be strongly correlated. Significant relationships were then determined in regression analysis.

The effect of self-efficacy in language (SEL, SEO, SEG, SEC, and SEP) on self-efficacy in writing (ID, ORG, GS, EW, and SR) is expressed in the third research question. The testing of the third research question showed that self-efficacy in language had no impact on ideation, organization, grammar and spelling, use of English writing, and self-efficacy for self-regulation. Similarly, self-efficacy in language also did not simultaneously affect these variables. At 5% error rate, self-efficacy in language did not have partial influence on ideation, organization, grammar and spelling, use of English writing, and self-efficacy for self-regulation.

The goodness of each model was shown by the R-Square value. The R-Square value for the Y variable (ID) was found very small at 0.003%, indicating that the Y variable (ID) cannot be explained by the group of independent variables (SEL, SEO, SEG, SEC, and SE) either individually or collectively. Similarly, the R-Square value for the Y variable (ORG) was also very small (0.058%), suggesting that the Y variable (ORG) also cannot be explained by the group of independent variables.

The R-Square value for the Y variable (GS) was found very small (0.013%), indicating that the Y variable (GS) cannot be explained by the independent variables (SEL, SEO, SEG, SEC, and SE) either individually or collectively. The R-Square value for the Y variable (EW) was also very small (0.057%), implying that the Y variable (EW) also cannot be explained by the independent variables. The R-Square value for the Y variable (SR) of 0.015 was also very small, showing that the independent variables could not explain the Y variable (SR).

Bandura (1997) found the use of planning stage in English writing strongly linked to students' five self-efficacy attributes (language, organization, grammar, content, and process). Planning helps students feel more confident which then leads to improved language outcome, organization, and grammar skills. On the contrary, Graham et al., (2005) did not find improvement in students' self-efficacy after implementing planning strategies. However, in young learners, the planning has positive association with several dimensions of self-efficacy. Students concentrate on their writing as they organize it and set particular goals, including the type of language to use, the organization of ideas and what and how to write, the grammar rules and sentence patterns to apply, and how to complete the entire composition. Consequently, students often miss out on numerous critical aspects of writing (Lee, 2011) since text generation is a critical component of the writing process. This study addressed the issues concerning what students are learning and achieve in writing programs. In order to write a successful essay, students must devote attention to the matter, language, and organization, as well as grammar. Therefore, teachers should encourage students to focus more on these features during in the content process in order to boost their writing self-efficacy.

Shah et al., (2011) involved 120 Malaysian Form 3 and Form 5 students to examine the relationship between their general self-efficacy and self-efficacy in writing and writing performance. The results showed a significant positive correlation ($r = 0.563$) between students' general self-efficacy and their writing performance as measured by a state-standardized essay writing test. Similarly, a strong positive correlation ($r = 0.641$) was found between students' writing self-efficacy and their writing performance. The holistic scoring approach used to evaluate the students' writing did not undermine the relationship, as evidence of a connection was found even at the sub-skill level. The organization and mechanics specifically linked to writing performance. However, two other studies produced different results.

Al-Mekhlafi (2011) conducted a study to examine the relationship between writing self-efficacy and writing achievement among Arab EFL trainee teachers. The study found no

significant correlation between the two factors, contradicting the results of Woodrow, (2011) who employed a 38-item questionnaire to explore the sources of writing self-efficacy. Anyadubalu (2010) investigated the relationship between English language classroom anxiety and English language classroom concern among Thai high school students and the influence of general self-efficacy and English language classroom anxiety on English language performance. The findings were partially inconsistent with self-efficacy theory, English language classroom anxiety and English language classroom concern was found, but not between English language performance and overall self-efficacy. This might occur due to different level sensitivity of the self-efficacy and effectiveness that could have affected the relationships.

CONCLUSIONS AND SUGGESTIONS

The findings of this research showed that not all variables have a significant relationship, however, some variables are related to each other. Language self-efficacy variables (SEL, SEO, SEG, SEC, and SEP) have no effect on Ideation (ID), Organization (ORG), Grammar and Spelling (GS), use of English Writing (EW), and Self-efficacy for Self-Regulation (SR). Similarly, no significant influences were found between SEL, SEO, SEG, SEC, and SEP on DI, ORG, GS, EW, and SR. At a 5% error margin, SEL, SEO, SEG, SEC, and SEP.

REFERENCES

- Al-Mekhlafi, M. A. (2011). The Relationship between Writing Self-efficacy Beliefs and Final Examination Scores in a Writing Course Among a Group of Arab EFL Trainee-teachers. *International Journal for Research in Education*, 29, 16–33.
- Anyadubalu, C. C. (2010). Self-Efficacy, Anxiety, and Performance in the English Language among Middle-School Students in English Language Program in Satri Si Suriyothai School, Bangkok. *World Academy of Science, Engineering and Technology*, 1043–1048.
- Bandura, A. (1997). Social learning: Theory. In *Encyclopedia of Animal Behavior* (pp. 1–46). <https://doi.org/10.1016/B978-0-12-813251-7.00057-2>
- Bandura, A. (2006). Guide to constructing self-efficacy scales. In *Self-efficacy beliefs of adolescents* (pp. 307–337). Information Age Publishing,.
- Bruning, R., Dempsey, M., Kauffman, D. F., McKim, C., & Zumbunn, S. (2013). Examining dimensions of self-efficacy for writing. *Journal of Educational Psychology*, 105(1), 25–38. <https://doi.org/10.1037/a0029692>
- Bruning, R., & Horn, C. (2000). Developing motivation to write. *Educational Psychologist*, 35(1), 25–37. https://doi.org/10.1207/S15326985EP3501_4
- Collie, R. J., Martin, A. J., & Curwood, J. S. (2016). Multidimensional Motivation and Engagement for Writing: Construct Validation with a Sample of Boys. *Educational Psychology*, 36(4), 771–791. <https://doi.org/10.1080/01443410.2015.1093607>
- Ekhholm, E., Zumbunn, S., & Conklin, S. (2015). The relation of college student self-efficacy toward writing and writing self-regulation aptitude: writing feedback perceptions as a mediating variable. *Teaching in Higher Education*, 20(2), 197–207. <https://doi.org/10.1080/13562517.2014.974026>
- Feldman, D. B., & Kubota, M. (2015). Hope, self-Efficacy, Optimism, and Academic Achievement: Distinguishing Constructs and Levels of Specificity in predicting college Grade-Point Average. *Learning and Individual Differences*, 37, 210–216. <https://doi.org/10.1016/j.lindif.2014.11.022>
- Flower, L. S., & Hayes, J. R. (1977). Problem-Solving Strategies and the Writing Process. *College English*, 39(4), 449. <https://doi.org/10.2307/375768>
- Graham, Sandra, & Weiner, B. (1996). Theories and principles of motivation. *Educational*

- Psychology*, 63–84.
- Graham, Steve, Harris, K. R., & Mason, L. (2005). Improving the writing performance, knowledge, and self-efficacy of struggling young writers: The effects of self-regulated strategy development. *Contemporary Educational Psychology*, 30(2), 207–241. <https://doi.org/10.1016/j.cedpsych.2004.08.001>
- Hetthong, R., & Teo, A. (2013). Does writing self-efficacy correlate with and predict writing performance? *International Journal of Applied Linguistics and English Literature*, 2(1), 157–167. <https://doi.org/10.7575/ijalel.v2n.1p.157>
- Huwari, I. F., & Abd.Aziz, N. H. (2011). Writing Apprehension in English among Jordanian Postgraduate Students at Universiti Utara Malaysia (UUM). *Academic Research International*, 1(2), 190–198.
- Jinks, J., & Lorschach, A. (2003). Introduction: Motivation and self-efficacy belief. *Reading and Writing Quarterly*, 19(2), 113–118. <https://doi.org/10.1080/10573560308218>
- Kim, D. H., Wang, C., Ahn, H. S., & Bong, M. (2015). English language learners' self-efficacy profiles and relationship with self-regulated learning strategies. *Learning and Individual Differences*, 38, 136–142. <https://doi.org/10.1016/j.lindif.2015.01.016>
- KIRMIZI, Ö., & KIRMIZI, G. D. (2015). An Investigation of L2 Learners' Writing Self-Efficacy, Writing Anxiety and Its Causes at Higher Education in Turkey. *International Journal of Higher Education*, 4(2), 57–66. <https://doi.org/10.5430/ijhe.v4n2p57>
- Lee, I. (2011). Working smarter, not working harder: Revisiting teacher feedback in the L2 writing classroom. *Canadian Modern Language Review*, 67(3), 377–399. <https://doi.org/10.3138/cmlr.67.3.377>
- Pajares, F. (2003). Reading & Writing Quarterly : Overcoming Learning Difficulties SELF-EFFICACY BELIEFS , MOTIVATION , AND ACHIEVEMENT IN WRITING : A. *Taylor & Francis*, May 2013, 37–41.
- Pajares, F. (2006). Self-efficacy during childhood and adolescence. Implications for teachers and parents. In *Self-efficacy and adolescence* (F. Pajares, Vol. 4, Issues 1–6, pp. 339–367). Information Age Publishing., <https://doi.org/10.1111/j.1365-2605.1981.tb00716.x>
- Pajares, F., Hartley, J., & Valiante, G. (2001). Response format in writing self-efficacy assessment: Greater discrimination increases prediction. *Measurement and Evaluation in Counseling and Development*, 33(4), 214–221. <https://doi.org/10.1080/07481756.2001.12069012>
- Pajares, F., & Johnson, M. (1994). Confidence and Competence in Writing: The Role of Self-Efficacy, Outcome Expectancy, and Apprehension. *Research in the Teaching of English*, 28(3), 313–331.
- Pajares, F., & Valiante, G. (1997). Influence of self-efficacy on elementary students' writing. *Journal of Educational Research*, 90(6), 353–360. <https://doi.org/10.1080/00220671.1997.10544593>
- Shah, P. M., Hamiah, W., Mahmud, W., Din, R., Yusof, A., & Pardi, K. M. (2011). Self-Efficacy in the Writing of Malaysian ESL Learners. *World Applied Sciences Journal*, 15, 8–11.
- Shell, D. F., Murphy, C. C., & Bruning, R. H. (1989). Self-efficacy and outcome expectancy mechanisms in reading and writing achievement. *Journal of Educational Psychology*, 81(1), 91–100. <https://doi.org/10.1037//0022-0663.81.1.91>
- Sun, T., & Wang, C. (2020). College students' writing self-efficacy and writing self-regulated learning strategies in learning English as a foreign language. *System*, 90, 102221. <https://doi.org/10.1016/j.system.2020.102221>
- Wang, C., & Bai, B. (2017). Validating the Instruments to Measure ESL/EFL Learners' Self-Efficacy Beliefs and Self-Regulated Learning Strategies. *TESOL Quarterly*, 51(4), 931–947. <https://doi.org/10.1002/tesq.355>
- Woodrow, L. (2011). College English writing affect: Self-efficacy and anxiety. *System*, 39(4), 510–522. <https://doi.org/10.1016/j.system.2011.10.017>

- Zimmerman, B. J., & Bandura, A. (1994). Impact of Self-Regulatory Influences on Writing Course Attainment. In *American Educational Research Journal* (Vol. 31, Issue 4, pp. 845–862). <https://doi.org/10.3102/00028312031004845>
- Zimmerman, B. J., & Kitsantas, A. (1999). Acquiring Writing Revision Skill : Shifting From Process to Outcome Self-Regulatory Goals. *Journal of Educational Psychology*, 91(2), 241–250.

An Investigation the Effect of Indicators on Self-Efficacy Using Language toward Indicators of Self-Efficacy Writing Scale

ORIGINALITY REPORT

14%

SIMILARITY INDEX

8%

INTERNET SOURCES

15%

PUBLICATIONS

8%

STUDENT PAPERS

PRIMARY SOURCES

- 1** Rahmawati Wati, Ruth Debora Sari Dame Sitompul, Prencis Triiswati Tinambunan, Mirahati Harefa, Helmina Hepi Lismawati Laia. "STUDENTS ERRORS ANALYSIS IN CONSTRUCTING NEGATIVE AND INTERROGATIVE SENTENCES BY USING SIMPLE PRESENT TENSE AT THE FIRST GRADE STUDENTS OF SMP SWASTA KARTIKA 1-2 MEDAN", Edu-Ling: Journal of English Education and Linguistics, 2019
Publication **3%**
- 2** espace.curtin.edu.au
Internet Source **2%**
- 3** Submitted to Lyceum of the Philippines University
Student Paper **2%**
- 4** Submitted to University of Canterbury
Student Paper **1%**

5

Internet Source

1 %

6

Barry Bai, Jing Wang, Youyan Nie. "Self-efficacy, task values and growth mindset: what has the most predictive power for primary school students' self-regulated learning in English writing and writing competence in an Asian Confucian cultural context?", Cambridge Journal of Education, 2020

Publication

1 %

7

Masoud Rahimi, Jalil Fathi. "Exploring the impact of wiki-mediated collaborative writing on EFL students' writing performance, writing self-regulation, and writing self-efficacy: a mixed methods study", Computer Assisted Language Learning, 2021

Publication

1 %

8

spectrum.library.concordia.ca

Internet Source

1 %

9

onlinelibrary.wiley.com

Internet Source

1 %

10

ojs.fkipummy.ac.id

Internet Source

1 %

11

questjournals.org

Internet Source

1 %





Exclude quotes On

Exclude matches < 1%










Exclude bibliography On

An Investigation the Effect of Indicators on Self-Efficacy Using Language toward Indicators of Self-Efficacy Writing Scale

PAGE 1

-  **Article Error** You may need to use an article before this word. Consider using the article **the**.
-  **Article Error** You may need to use an article before this word. Consider using the article **the**.
-  **Article Error** You may need to use an article before this word. Consider using the article **the**.
-  **Article Error** You may need to use an article before this word. Consider using the article **the**.

PAGE 2

-  **Prep.** You may be using the wrong preposition.
-  **Article Error** You may need to use an article before this word. Consider using the article **the**.
-  **P/V** You have used the passive voice in this sentence. Depending upon what you wish to emphasize in the sentence, you may want to revise it using the active voice.
-  **Article Error** You may need to remove this article.
-  **P/V** You have used the passive voice in this sentence. Depending upon what you wish to emphasize in the sentence, you may want to revise it using the active voice.
-  **Article Error** You may need to remove this article.
-  **Proofread** This part of the sentence contains a grammatical error or misspelled word that makes your meaning unclear.
-  **Wrong Article** You may have used the wrong article or pronoun. Proofread the sentence to make sure that the article or pronoun agrees with the word it describes.
-  **Confused** You have used **a** in this sentence. You may need to use **an** instead.



Article Error You may need to use an article before this word. Consider using the article **a**.



Article Error You may need to remove this article.

PAGE 3



Article Error You may need to use an article before this word.



Wrong Article You may have used the wrong article or pronoun. Proofread the sentence to make sure that the article or pronoun agrees with the word it describes.



Article Error You may need to use an article before this word. Consider using the article **the**.



Prep. You may be using the wrong preposition.



Article Error You may need to remove this article.

PAGE 4



Wrong Article You may have used the wrong article or pronoun. Proofread the sentence to make sure that the article or pronoun agrees with the word it describes.



Possessive You may need to use an apostrophe to show possession.



P/V You have used the passive voice in this sentence. Depending upon what you wish to emphasize in the sentence, you may want to revise it using the active voice.



Article Error You may need to use an article before this word. Consider using the article **the**.



Proper Noun If this word is a proper noun, you need to capitalize it.

PAGE 5



Article Error You may need to use an article before this word. Consider using the article **a**.



Word Error Did you type "**the**" instead of "**they**," or have you left out a word?



Prep. You may be using the wrong preposition.



Article Error You may need to use an article before this word. Consider using the article **the**.



Article Error You may need to use an article before this word. Consider using the article **the**.



Article Error You may need to remove this article.



Hyph. You may need to add a hyphen between these two words.



Article Error You may need to use an article before this word.



P/V You have used the passive voice in this sentence. Depending upon what you wish to emphasize in the sentence, you may want to revise it using the active voice.

PAGE 6



Article Error You may need to remove this article.



Article Error You may need to remove this article.

PAGE 7



Missing "," You may need to place a comma after this word.



Confused You have used **then** in this sentence. You may need to use **than** instead.



Possessive You may need to use an apostrophe to show possession.



Proofread This part of the sentence contains a grammatical error or misspelled word that makes your meaning unclear.

PAGE 8

PAGE 9



Missing "," You may need to place a comma after this word.



Article Error You may need to use an article before this word. Consider using the article **the**.



Missing "," You may need to place a comma after this word.



Missing ", " You may need to place a comma after this word.



Article Error You may need to use an article before this word. Consider using the article **the**.



Missing ", " You may need to place a comma after this word.



Article Error You may need to use an article before this word. Consider using the article **the**.



Article Error You may need to use an article before this word. Consider using the article **the**.



Missing ", " You may need to place a comma after this word.



Article Error You may need to use an article before this word. Consider using the article **the**.



Garbled Grammatical or spelling errors make the meaning of this sentence unclear. Proofread the sentence to correct the mistakes.



S/V This subject and verb may not agree. Proofread the sentence to make sure the subject agrees with the verb.



S/V This subject and verb may not agree. Proofread the sentence to make sure the subject agrees with the verb.



Possessive This word may be a plural noun and may not need an apostrophe.



Article Error You may need to use an article before this word.



P/V You have used the passive voice in this sentence. Depending upon what you wish to emphasize in the sentence, you may want to revise it using the active voice.








S/V This subject and verb may not agree. Proofread the sentence to make sure the subject agrees with the verb.









Dup. You have typed two **identical words** in a row. You may need to delete one of them.






Possessive This word may be a plural noun and may not need an apostrophe.

-
-  **Article Error** You may need to use an article before this word. Consider using the article **the**.
-  **Article Error** You may need to remove this article.
-  **Missing ", "** You may need to place a comma after this word.
-  **P/V** You have used the passive voice in this sentence. Depending upon what you wish to emphasize in the sentence, you may want to revise it using the active voice.
-  **S/V** This subject and verb may not agree. Proofread the sentence to make sure the subject agrees with the verb.

-
-  **P/V** You have used the passive voice in this sentence. Depending upon what you wish to emphasize in the sentence, you may want to revise it using the active voice.
-  **S/V** This subject and verb may not agree. Proofread the sentence to make sure the subject agrees with the verb.

-
-  **P/V** You have used the passive voice in this sentence. Depending upon what you wish to emphasize in the sentence, you may want to revise it using the active voice.
-  **S/V** This subject and verb may not agree. Proofread the sentence to make sure the subject agrees with the verb.
-  **S/V** This subject and verb may not agree. Proofread the sentence to make sure the subject agrees with the verb.
-  **Article Error** You may need to use an article before this word. Consider using the article **the**.

-
-  **Article Error** You may need to use an article before this word.
-  **P/V** You have used the passive voice in this sentence. Depending upon what you wish to emphasize in the sentence, you may want to revise it using the active voice.
- 



Article Error You may need to use an article before this word.

PAGE 15



P/V You have used the passive voice in this sentence. Depending upon what you wish to emphasize in the sentence, you may want to revise it using the active voice.



Missing ", " You may need to place a comma after this word.



P/V You have used the passive voice in this sentence. Depending upon what you wish to emphasize in the sentence, you may want to revise it using the active voice.



Missing ", " You may need to place a comma after this word.



P/V You have used the passive voice in this sentence. Depending upon what you wish to emphasize in the sentence, you may want to revise it using the active voice.



Article Error You may need to use an article before this word.

PAGE 16



Article Error You may need to remove this article.



Article Error You may need to remove this article.



Article Error You may need to use an article before this word. Consider using the article **the**.

PAGE 17

PAGE 18
